

ULTRA - MODEL: ADLN22

2" Recessed Adjustable Downlight

WAC LIGHTING

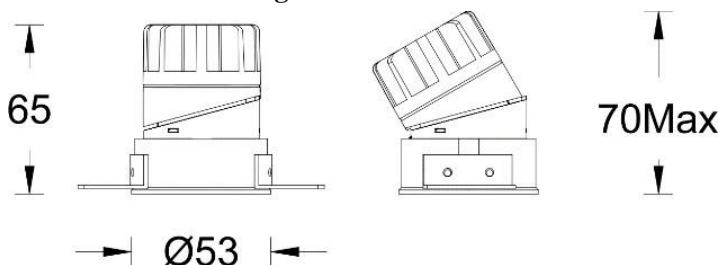
PROJECT :

TYPE :

Product Image



Line Drawing



Product Description

ULTRA series LED round narrow side embedded downlight, through a unique Angle adjustment, taking into account the function of downlighting and adjustment (one light multi-purpose). The whole lamp is sealed to ensure that there is no light leakage during the adjustment process. The lamp adopts modular design, and the field lamp can be freely disassembled and replaced with the reflector and lamp body, so as to realize the free switching of various specifications and light modes. In terms of optics, it adopts a new hidden light technology, good anti-glare performance and color consistency control, mainly suitable for indoor places such as hotels, villas and commercial Spaces.

Product Features

- Body Material: Aluminum alloy die-casting
- Optical System: Lens + anti-glare reflector
- Finish: Static electricity powder coating
- Adjustable Angle: Vertical 0-30°, horizontal 0-360°
- Accessories: As attached
- Certification: CCC
- IP Rating: IP20
- Insulation Level: Class II
- Operating Temperature: -20°C~40°C

Product Specifications

- Cut-out: Ø60mm
- Ceiling Thickness: 5mm~15mm
- Shielding Angle: 35°
- LED Type: COB
- Source Lm:
 - 2700K: 5W 534lm ; 7W 689lm;
 - 3000K: 5W 564lm ; 7W 728lm;
 - 3500K: 5W 588lm ; 7W 759lm;
 - 4000K: 5W 600lm ; 7W 775lm;
 - 5000K: 5W 606lm ; 7W 782lm;
- LED Lifetime: >36000h-L70 /B10-Ta25°C(LM-80/TM-21)
- CCT/CRI: 2700K/3000K/3500K/4000K/5000K , CRI≥90
- Input: 220V AC / 50Hz
- Dimming: On-off / 0-10V /DALI
- Net Weight: 0.12Kg without packing

Order Model

Model	Size	Trim	LED	Driver	Beam	CCT	Reflector	Finish
ADLN Downlight N series	2 2"	2 Round Trimless	LM05 COB 5W	E On-Off	1 15°	27 2700K	B Black	WT
			LM07 COB 7W	D 0-10V Dimming	2 24°	30 3000K	S Specular	White
			LM07 COB 7W	N No Driver	3 36°	35 3500K		BK Black
				A DALI	5 50°	40 4000K 50 5000K		

Example : ADLN22-LM07E-230SWT

Note: 15° factory default with honeycomb, other angles no honeycomb





ULTRA - MODEL: ADLN22

2" Recessed Adjustable Downlight

WAC LIGHTING

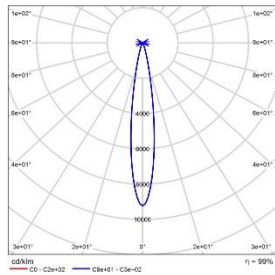
PROJECT :

TYPE :

LENS-08-BEL Striped glass lens 	LENS-08-BSL Soft glass lenses 	LENS-08-FR Frosted glass lenses 	LENS-08-HCL Endless bee net grille 
--	---	---	--

Note: A maximum of one optical accessory can be installed. Which 15 ° factory default with infinity cellular grille.

LIGHT DISTRIBUTION@3000K LUMINAIRE DATA



MODEL : ADLN22-LM07E130SWT

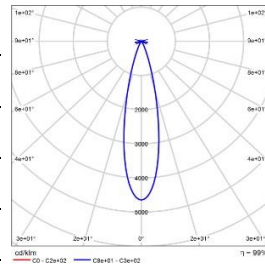
BEAM ANGLE : 15 °

POWER : 9W

LUMENS : 316lm

CBCP : 2920cd

EFFICACY : 35lm/W



MODEL : ADLN22-LM07E230SWT

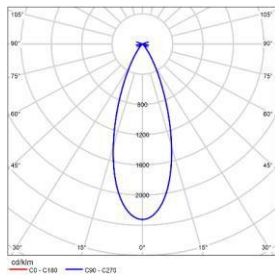
BEAM ANGLE : 24 °

POWER : 9W

LUMENS : 526lm

CBCP : 2442cd

EFFICACY : 58lm/W



MODEL : ADLN22-LM07E330SWT

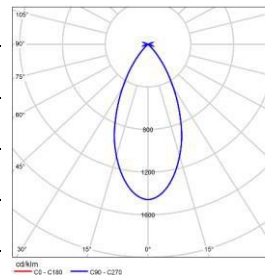
BEAM ANGLE : 36 °

POWER : 9W

LUMENS : 509lm

CBCP : 1184cd

EFFICACY : 57lm/W



MODEL : ADLN22-LM07E530SWT

BEAM ANGLE : 50 °

POWER : 9W

LUMENS : 453lm

CBCP : 661cd

EFFICACY : 50lm/W

ULTRA - MODEL: ADLN32

3" Recessed Adjustable Downlight

WAC LIGHTING

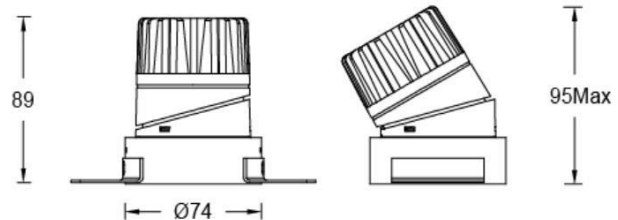
PROJECT :

TYPE :

Product Image



Line Drawing



Product Description

ULTRA series LED round narrow side embedded downlight, through a unique Angle adjustment, taking into account the function of downlighting and adjustment (one light multi-purpose). The whole lamp is sealed to ensure that there is no light leakage during the adjustment process. The lamp adopts modular design, and the field lamp can be freely disassembled and replaced with the reflector and lamp body, so as to realize the free switching of various specifications and light modes. In terms of optics, it adopts a new hidden light technology, good anti-glare performance and color consistency control, mainly suitable for indoor places such as hotels, villas and commercial Spaces.

Product Features

- Body Material: Aluminum alloy die-casting
- Optical System: Lens + anti-glare reflector
- Finish: Static electricity powder coating
- Adjustable Angle: Vertical 0-30°, horizontal 0-360°
- Accessories: As attached
- Certification: CCC
- IP Rating: IP20
- Insulation Level: Class II
- Operating Temperature: -20°C~40°C

Product Specifications

- Cut-out: Ø82mm
- Ceiling Thickness: 5mm~25mm
- Shielding Angle: 35°
- LED Type: COB
- Source Lm:
 - 2700K: 7W 682lm ; 8W 758lm; 10W 1080lm; 13W 1404lm
 - 3000K: 7W 720lm ; 8W 800lm; 10W 1150lm; 13W 1495lm
 - 3500K: 7W 752lm ; 8W 835lm; 10W 1195lm; 13W 1554lm
 - 4000K: 7W 765lm ; 8W 850lm; 10W 1210lm; 13W 1573lm
 - 5000K: 7W 774lm; 8W 860lm; 10W 1220lm; 13W 1586lm
- LED Lifetime: >36000h-L70 /B10-Ta25°C(LM-80/TM-21)
- CCT/CRI: 2700K/3000K/3500K/4000K/5000K , CRI≥90
- Input: 220V AC / 50Hz
- Dimming: On-off / 0-10V /DALI
- Net Weight: 0.45Kg without packing

Order Model

Model	Size	Trim	LED	Driver	Beam	CCT	Reflector	Finish
ADLN Downlight N series	3 3"	2 Round Trimless	LM08 COB 8W	E On-Off D 0-10V Dimming	S 8°	27 2700K	B Black	WT White BK Black
			LM07 COB 7W		N 13°	30 3000K	S Specular	
			LM10 COB 10W		1 18°	35 3500K		
			LM13 COB 13W	2 28°	40 4000K			
			LM13 COB 13W	3 36°	50 5000K			
			LM13 COB 13W	N No Driver A DALI	5 50°			

Example : ADLN32-LM07EN30SWT

Note: 8°, 13° and 18° Factory default with cellular grille

WAC Lighting
www.wacighting.com (US)
www.wacighting.net (International)

Headquarters
44 Harbor Park Drive • Port Washington, NY
Phone (516) 515.5000 • Fax (516) 515.5050

WAC Lighting(Shanghai)
14,Lane 299, Bi Sheng Road, Shanghai 201204,China
Phone (86.21) 3393.3558 • Fax (86.21) 3362.1598





ULTRA - MODEL: ADLN32

3" Recessed Adjustable Downlight

WAC LIGHTING

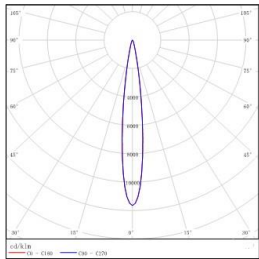
PROJECT :

TYPE :

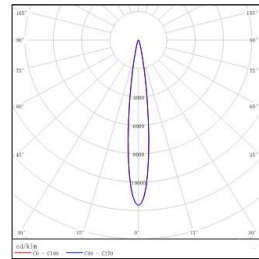
LENS-11-BEL Striped glass lens 	LENS-11-BSL-ULTRA Soft glass lenses 	LENS-11-FR Frosted glass lenses 	LENS-11-HCL-ULTRA Endless bee net grille 
---	--	--	---

Note: A maximum of one optical accessory can be installed. 8°, 13° and 18° are factory default with infinity cellular grilles.

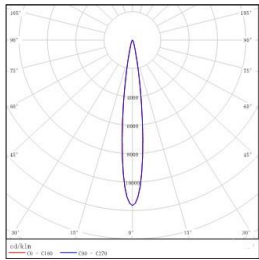
LIGHT DISTRIBUTION@3000K LUMINAIRE DATA



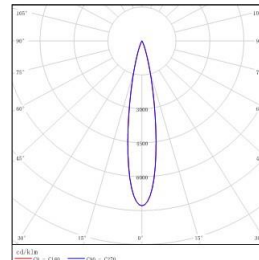
MODEL : ADLN32-LM07EN30SWT
BEAM ANGLE : 13°
POWER : 9W
LUMENS : 533lm
CBCP : 5684cd
EFFICACY : 59lm/W



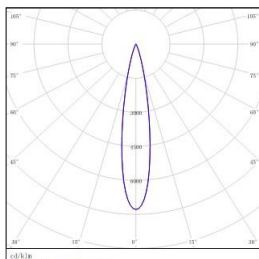
MODEL : ADLN32-LM10EN30SWT
BEAM ANGLE : 13°
POWER : 11W
LUMENS : 643lm
CBCP : 7056cd
EFFICACY : 58lm/W



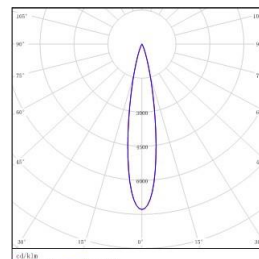
MODEL : ADLN32-LM13EN30SWT
BEAM ANGLE : 13°
POWER : 15W
LUMENS : 820lm
CBCP : 8174cd
EFFICACY : 55lm/W



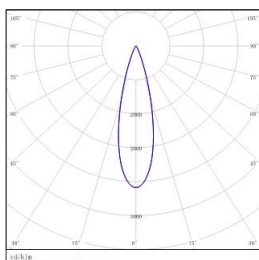
MODEL : ADLN32-LM07E130SWT
BEAM ANGLE : 18°
POWER : 9W
LUMENS : 585lm
CBCP : 4163cd
EFFICACY : 65lm/W



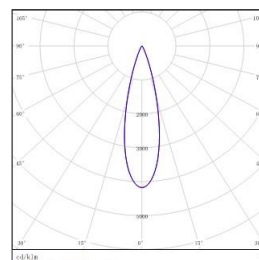
MODEL : ADLN32-LM10E130SWT
BEAM ANGLE : 18°
POWER : 11W
LUMENS : 714lm
CBCP : 5090cd
EFFICACY : 65lm/W



MODEL : ADLN32-LM13E130SWT
BEAM ANGLE : 18°
POWER : 15W
LUMENS : 935lm
CBCP : 6848cd
EFFICACY : 62lm/W



MODEL : ADLN32-LM07E230SWT
BEAM ANGLE : 28°
POWER : 9W
LUMENS : 641lm
CBCP : 2885cd
EFFICACY : 71lm/W



MODEL : ADLN32-LM10E230SWT
BEAM ANGLE : 28°
POWER : 11W
LUMENS : 790lm
CBCP : 3511cd
EFFICACY : 72lm/W

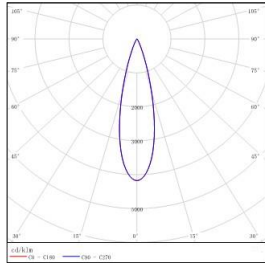
ULTRA - MODEL: ADLN32

3" Recessed Adjustable Downlight

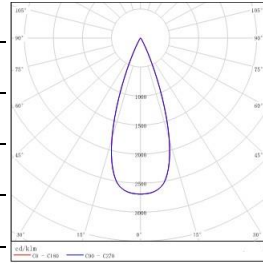
WAC LIGHTING

PROJECT :

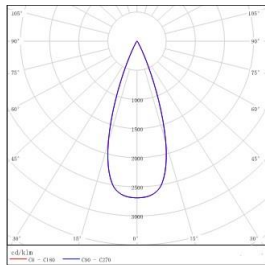
TYPE :



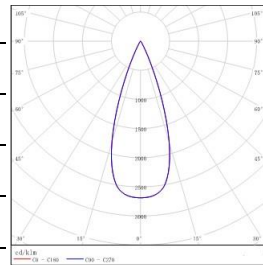
MODEL : ADLN32-LM13E230SWT
BEAM ANGLE : 28 °
POWER : 15W
LUMENS : 1035lm
CBCP : 4511cd
EFFICACY : 69lm/W



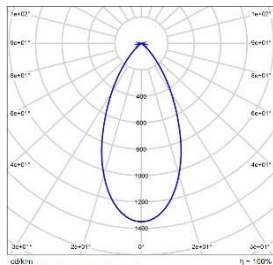
MODEL : ADLN32-LM07E330SWT
BEAM ANGLE : 36 °
POWER : 9W
LUMENS : 643lm
CBCP : 1497cd
EFFICACY : 71lm/W



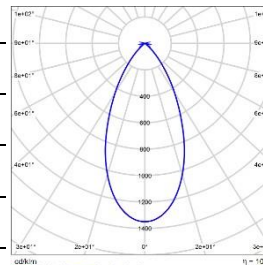
MODEL : ADLN32-LM10E330SWT
BEAM ANGLE : 36 °
POWER : 11W
LUMENS : 804lm
CBCP : 1857cd
EFFICACY : 73lm/W



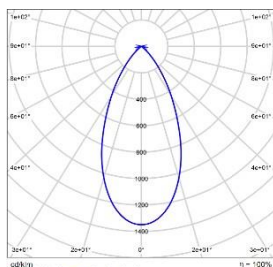
MODEL : ADLN32-LM13E330SWT
BEAM ANGLE : 36 °
POWER : 15W
LUMENS : 1024lm
CBCP : 2375cd
EFFICACY : 68lm/W



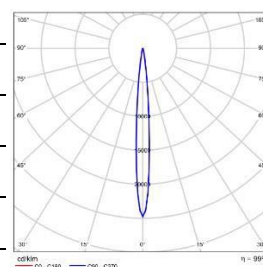
MODEL : ADLN32-LM07E530SWT
BEAM ANGLE : 50 °
POWER : 9W
LUMENS : 425lm
CBCP : 574cd
EFFICACY : 47lm/W



MODEL : ADLN32-LM10E530SWT
BEAM ANGLE : 50 °
POWER : 11W
LUMENS : 532lm
CBCP : 717cd
EFFICACY : 48lm/W



MODEL : ADLN32-LM13E530SWT
BEAM ANGLE : 50 °
POWER : 15W
LUMENS : 677lm
CBCP : 914cd
EFFICACY : 45lm/W



MODEL : ADLN32-LM08ES30SWT
BEAM ANGLE : 8 °
POWER : 10W
LUMENS : 375lm
CBCP : 9280cd
EFFICACY : 38lm/W

ULTRA - MODEL: ADLN42

4" Recessed Adjustable Downlight

WAC LIGHTING

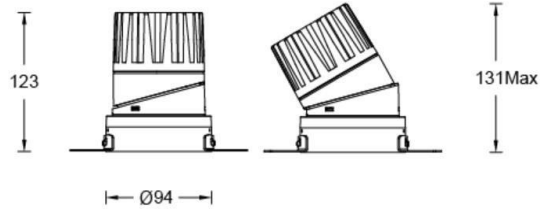
PROJECT :

TYPE :

Product Image



Line Drawing



Product Description

ULTRA series LED round narrow side embedded downlight, through a unique Angle adjustment, taking into account the function of downlighting and adjustment (one light multi-purpose). The whole lamp is sealed to ensure that there is no light leakage during the adjustment process. The lamp adopts modular design, and the field lamp can be freely disassembled and replaced with the reflector and lamp body, so as to realize the free switching of various specifications and light modes. In terms of optics, it adopts a new hidden light technology, good anti-glare performance and color consistency control, mainly suitable for indoor places such as hotels, villas and commercial Spaces.

Product Features

- Body Material: Aluminum alloy die-casting
- Optical System: Lens + anti-glare reflector
- Finish: Static electricity powder coating
- Adjustable Angle: Vertical 0-30°, horizontal 0-360°
- Accessories: As attached
- Certification: CCC
- IP Rating: IP20
- Insulation Level: Class II
- Operating Temperature: -20°C~40°C

Product Specifications

- Cut-out: Ø105mm
- Ceiling Thickness: 5mm~25mm
- Shielding Angle: 35°
- LED Type: COB
- Source Lm:
 - 2700K: 8W 682lm ; 13W1530lm; 18W 2065lm; 25W 2755lm
 - 3000K: 8W 720lm ; 13W 1645lm; 18W 2220lm; 25W 2960lm
 - 3500K: 8W 752lm ; 13W1680lm; 18W 2270lm; 25W 3025lm
 - 4000K: 8W 765lm ; 13W 1770lm; 18W 2390lm; 25W 3185lm
 - 5000K: 8W 774lm; 13W 1780lm; 18W 2405lm; 25W 3205lm
- LED Lifetime: >36000h-L70 /B10-Ta25°C(LM-80/TM-21)
- CCT/CRI: 2700K/3000K/3500K/4000K/5000K , CRI≥90
- Input: 220V AC / 50Hz
- Dimming: On-off / 0-10V /DALI
- Net Weight: 0.8Kg without packing

Order Model

Model	Size	Trim	LED	Driver	Beam	CCT	Reflector	Finish
ADLN Downlight N series	4 4"	1 Round Trimless	LM08 COB 8W	E On-Off D 0-10V Dimming	S 8°	27 2700K	B Black S Specular	WT
			LM13 COB 13W		N 13°	30 3000K		White
			LM18 COB 18W		1 19°	35 3500K		BK
			LM25 COB 25W	2 28°	40 4000K	Black		
			LM25 COB 25W	N No Driver A DALI	3 36° 5 50°	50 5000K		

Example : ADLN42-LM18E230SWT

ULTRA - MODEL: ADLN42

4" Recessed Adjustable Downlight

WAC LIGHTING

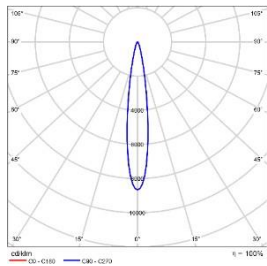
PROJECT :

TYPE :

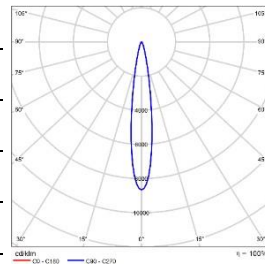
LENS-16-BEL-C Striped glass lens 	LENS-16-BSL-SW Soft glass lenses 	LENS-16-HCL-ULTRA Endless bee net grille 
--	---	--

Note: A maximum of one optical accessory can be installed. Factory without accessories, need to order separately.

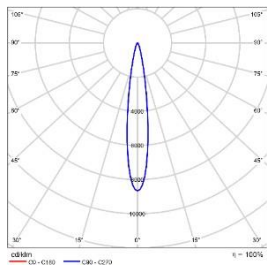
LIGHT DISTRIBUTION@3000K LUMINAIRE DATA



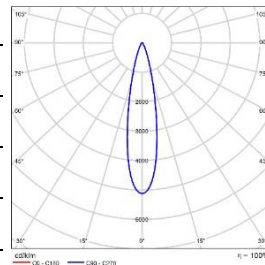
MODEL : ADLN42-LM13EN30SWT
BEAM ANGLE : 13 °
POWER : 15W
LUMENS : 969lm
CBCP : 8386cd
EFFICACY : 65lm/W



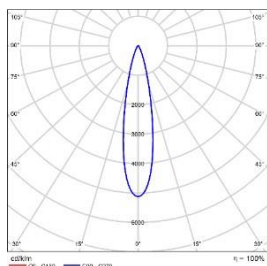
MODEL : ADLN42-LM18EN30SWT
BEAM ANGLE : 13 °
POWER : 21W
LUMENS : 1309lm
CBCP : 11333cd
EFFICACY : 62lm/W



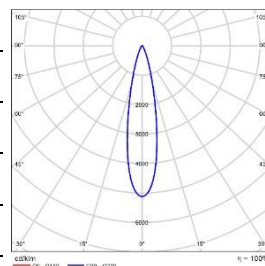
MODEL : ADLN42-LM25EN30SWT
BEAM ANGLE : 13 °
POWER : 29W
LUMENS : 1716lm
CBCP : 14853cd
EFFICACY : 59lm/W



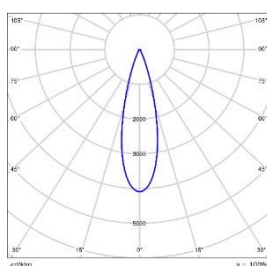
MODEL : ADLN42-LM13E130SWT
BEAM ANGLE : 19 °
POWER : 15W
LUMENS : 1135lm
CBCP : 5812cd
EFFICACY : 76lm/W



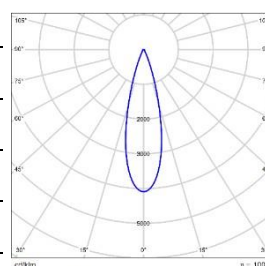
MODEL : ADLN42-LM18E130SWT
BEAM ANGLE : 19 °
POWER : 21W
LUMENS : 1533lm
CBCP : 7854cd
EFFICACY : 73lm/W



MODEL : ADLN42-LM25E130SWT
BEAM ANGLE : 19 °
POWER : 29W
LUMENS : 2009lm
CBCP : 10294cd
EFFICACY : 69lm/W



MODEL : ADLN42-LM13E230SWT
BEAM ANGLE : 28 °
POWER : 15W
LUMENS : 1327lm
CBCP : 5429cd
EFFICACY : 88lm/W



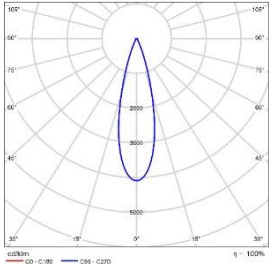
MODEL : ADLN42-LM18E230SWT
BEAM ANGLE : 28 °
POWER : 21W
LUMENS : 1793lm
CBCP : 7336cd
EFFICACY : 85lm/W

ULTRA - MODEL: ADLN42
4" Recessed Adjustable Downlight

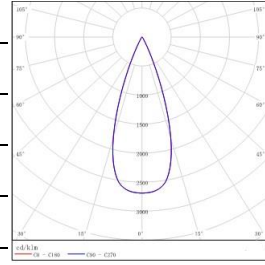
WAC LIGHTING

PROJECT :

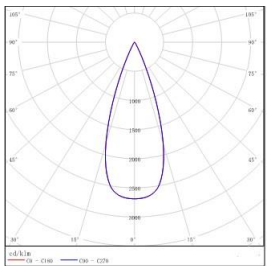
TYPE :



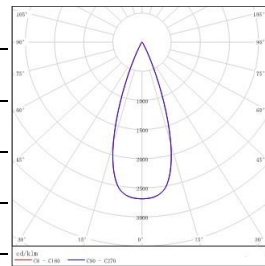
MODEL : ADLN42-LM25E230SWT
BEAM ANGLE : 28 °
POWER : 29W
LUMENS : 2351lm
CBCP : 9615cd
EFFICACY : 81lm/W



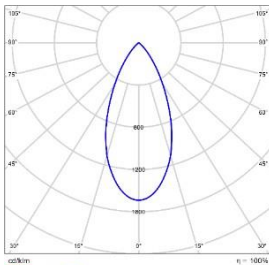
MODEL : ADLN42-LM13E330SWT
BEAM ANGLE : 36 °
POWER : 15W
LUMENS : 1268lm
CBCP : 2722cd
EFFICACY : 85lm/W



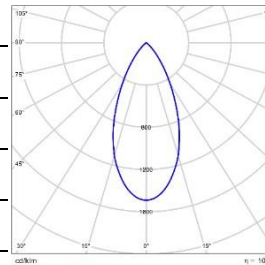
MODEL : ADLN42-LM18E330SWT
BEAM ANGLE : 36 °
POWER : 21W
LUMENS : 1714lm
CBCP : 3679cd
EFFICACY : 82lm/W



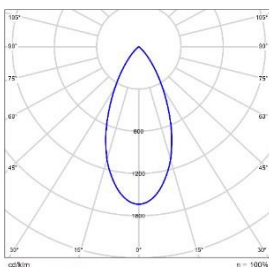
MODEL : ADLN42-LM25E330SWT
BEAM ANGLE : 36 °
POWER : 29W
LUMENS : 2246lm
CBCP : 4821cd
EFFICACY : 77lm/W



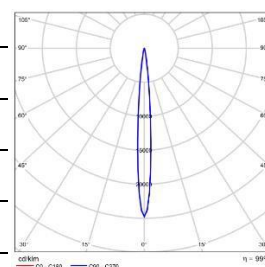
MODEL : ADLN42-LM13E530SWT
BEAM ANGLE : 50 °
POWER : 15W
LUMENS : 1237lm
CBCP : 1843cd
EFFICACY : 82lm/W



MODEL : ADLN42-LM18E530SWT
BEAM ANGLE : 50 °
POWER : 21W
LUMENS : 1671lm
CBCP : 2490cd
EFFICACY : 80lm/W



MODEL : ADLN42-LM25E530SWT
BEAM ANGLE : 50 °
POWER : 29W
LUMENS : 2190lm
CBCP : 3263cd
EFFICACY : 76lm/W



MODEL : ADLN42-LM08E30SWT
BEAM ANGLE : 8 °
POWER : 10W
LUMENS : 375lm
CBCP : 9280cd
EFFICACY : 38lm/W