

FALCON SQUARE - MODEL: ATL64H

WAC LIGHTING

W Track Luminaires

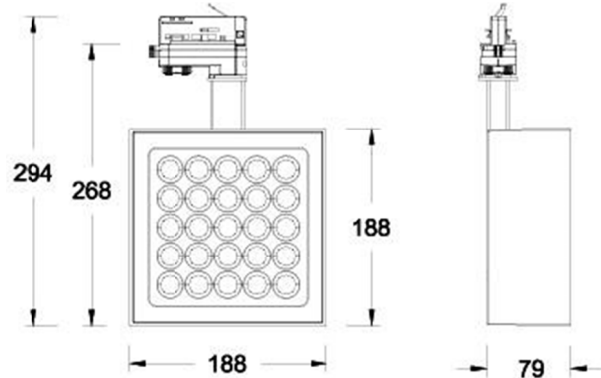
PROJECT :

TYPE :

Product Image



Line Drawing



Product Description

The FALCON Square series LED track spotlight is suitable for W three-circuit tracks. The lamp structure is simple, using WAC's leading SUBROSA hidden light technology, and has a 35° anti-glare angle for ultimate anti-glare effect. It can provide a variety of different light distribution forms and can be equipped with various optical accessories to meet different application environment requirements. It is widely used in museums, art galleries, science museums and other places.

Product Features

- Body Material: Aluminum alloy die-casting lamp body, PC optical components
- Optical System: Lens and SUBROSA reflector dual light distribution
- Finish: Static electricity powder coating, black(BK), white(WT)
- Projection direction: Horizontal adjustment: 0°~355°; vertical adjustment: 0~90°
- Accessories: Up to three optical accessories can be added, with a maximum of one accessory of each type being added at a time
- Certification: CCC
- IP Rating: IP20
- Insulation Level: Class I
- Operating Temperature: -20°C~40°C

Product Specifications

- LED Type: HP LED
- LED power: 50W or 70W
- Source Lm: 3000K : 4650lm(50W) / 6000lm(70W)
4000K : 4900lm(50W) / 6300lm(70W)
- LED Lifetime: >50000h-L70 /B10-Ta25°C(LM-80/TM-21)
- CCT/CRI: 3000K/ 4000K, > Ra95 or > Ra90
- SDCM: 3 SDCM
- Input: 220V~240V AC / 50Hz
- Dimming: Knob dimming (range 10-100%), DALI, 0-10V dimming (matching test with the project site is required in advance)
- Net Weight: 2.3Kg without packing

Order Model

Model	LED	Dimming	Beam	CRI	CCT	Finish
ATL64H FALCON SQUARE	LD50 LED 50W LD70 LED 70W	O On-board D 0-10V Dimming A DALI	S 7°	9 90 A 95	30 3000K 40 4000K	WT White BK Black
			1 14°			
			2 20°			
			3 30°			
			4 40°			
E 10*30°						
ATL64H	LD70	O	2	9	30	WT

Example : ATL64HLD70-O2930WT

FALCON SQUARE -MODEL: ATL64H






WAC LIGHTING

W Track Luminaires

PROJECT :

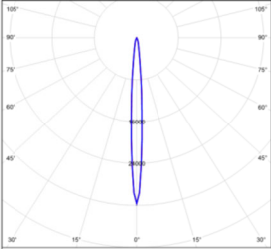
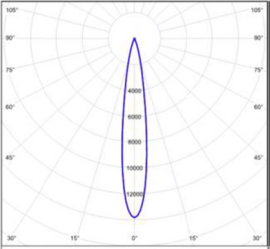
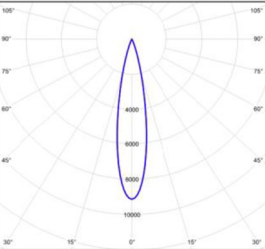
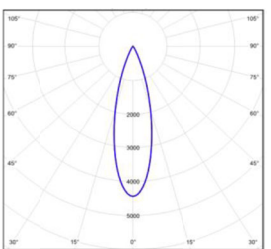
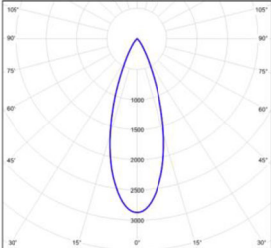
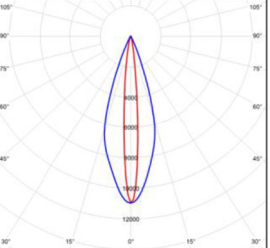
TYPE :

Accessories:

1 type Accessories	LENS-ATL64H-T-"typ" thin film lens		Model annotation: "typ." stands for: beam diffusion lens "10D/20D/30D/40D/55D" or stretch lens "1060D" Example: LENS- ATL64H-T-10D	
2 type Accessories	LENS-ATL64H-FR Matte glass lens		LENS-ATL64H-BSL Soft glass lens	
3 type Accessories	LEN S-ATL64-BD four-leaf sunshade		LEN S-ATL64H-HCM Anti-glare honeycomb grid	

Note: Up to three optical accessories can be added, with a maximum of one per type of accessory; please consult WAC for beam angles after adding thin film lenses.

LIGHT DISTRIBUTION@3000K LUMINAIRE DATA

	<p>MODEL : ATL64HLD50-OS930</p> <p>BEAM ANGLE : 7°</p> <p>POWER : 58W</p> <p>LUMENS : 1555lm</p> <p>CBCP : 53235cd</p> <p>EFFICACY : 27lm/W</p>		<p>MODEL : ATL64HLD50-O1930</p> <p>BEAM ANGLE : 14°</p> <p>POWER : 58W</p> <p>LUMENS : 2535lm</p> <p>CBCP : 36680cd</p> <p>EFFICACY : 44lm/W</p>
	<p>MODEL : ATL64HLD50-O2930</p> <p>BEAM ANGLE : 20°</p> <p>POWER : 58W</p> <p>LUMENS : 3180lm</p> <p>CBCP : 22348cd</p> <p>EFFICACY : 55lm/W</p>		<p>MODEL : ATL64HLD50-O3930</p> <p>BEAM ANGLE : 30°</p> <p>POWER : 58W</p> <p>LUMENS : 2962lm</p> <p>CBCP : 11408cd</p> <p>EFFICACY : 51lm/W</p>
	<p>MODEL : ATL64HLD50-O4930</p> <p>BEAM ANGLE : 40°</p> <p>POWER : 58W</p> <p>LUMENS : 2669lm</p> <p>CBCP : 7123cd</p> <p>EFFICACY : 46lm/W</p>		<p>MODEL : ATL64HLD50-OE930</p> <p>BEAM ANGLE : 10*30°</p> <p>POWER : 58W</p> <p>LUMENS : 2951lm</p> <p>CBCP : 24943cd</p> <p>EFFICACY : 51lm/W</p>

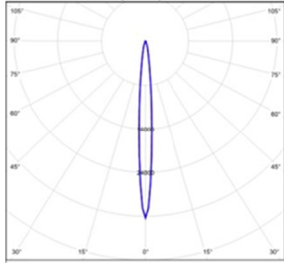
FALCON SQUARE - MODEL: ATL64H

W Track Luminaires

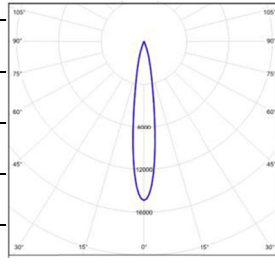
PROJECT :

TYPE :

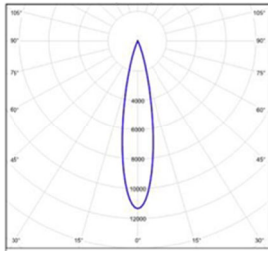
WAC LIGHTING



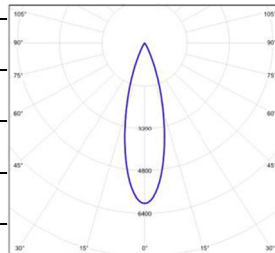
MODEL :	ATL64HLD70-OS930
BEAM ANGLE :	7°
POWER :	78W
LUMENS :	1861lm
CBCP :	64139cd
EFFICACY :	24lm/W



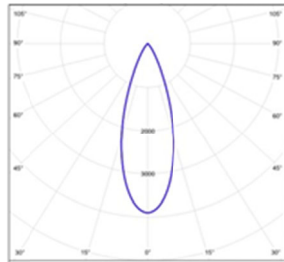
MODEL :	ATL64HLD70-O1930
BEAM ANGLE :	14°
POWER :	78W
LUMENS :	3054lm
CBCP :	44193cd
EFFICACY :	39lm/W



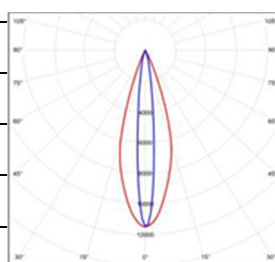
MODEL :	ATL64HLD70-O2930
BEAM ANGLE :	20°
POWER :	78W
LUMENS :	3831lm
CBCP :	26925cd
EFFICACY :	49lm/W



MODEL :	ATL64HLD70-O3930
BEAM ANGLE :	30°
POWER :	78W
LUMENS :	3570lm
CBCP :	13745cd
EFFICACY :	46lm/W



MODEL :	ATL64HLD70-O4930
BEAM ANGLE :	40°
POWER :	78W
LUMENS :	3217lm
CBCP :	8582cd
EFFICACY :	41lm/W



MODEL :	ATL64HLD70-OE930
BEAM ANGLE :	10*30°
POWER :	78W
LUMENS :	3556lm
CBCP :	30052cd
EFFICACY :	46lm/W

Note: When the light emitting surface of the luminaire is parallel to the illuminated surface, 10°*30° indicates lateral stretched light spots