

2" Square Trimless Narrow CCT Tunable Downlight

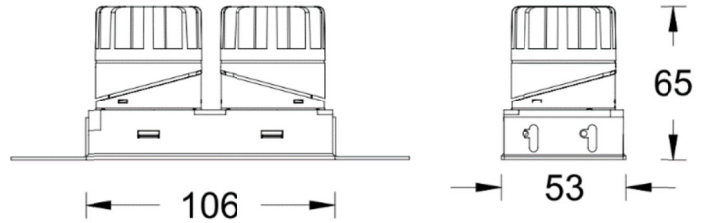
PROJECT:

TYPE:

Product Image



Line Drawing



Product Description

ULTRA rectangular trimless CCT tunable adjustable downlight , through a unique angle adjustment method, balancing the functions of illumination and adjustment(One lamp for multiple purposes),whole lamp sealed design, ensure no light leakage during the angle adjustment process, the lighting fixtures adopt modular design, on site lighting fixtures can be freely disassembled and replaced with reflectors and lamp bodies, so as to achieve free switching of various specifications and light output methods, perfect integration with ceiling after installation, the optical aspect adopts a new stealth technology, and equipped with adjustable color temperature, mainly suitable for indoor spaces such as hotels, villas, and commercial spaces.

Product Features

- Body Material: Aluminum alloy die-casting
- Optical System: Lens+ Anti-glare Reflector
- Finish: Static electricity powder coating
- Adjustable Angle: 0-360° horizontally and 0-30° vertically
- Accessories: As attached
- Certification: CCC
- IP Rating: IP20
- Insulation Level: Class II
- Operating Temperature: -20°C~40°C

Product Specifications

- Cut-out: □116*53
- Ceiling: 5mm~15mm Thickness
- Shielding Angle: 35°
- LED Type: COB
- Source Lm: 2*700LM
- LED Lifetime: >36000h-L70 /B10-Ta25°C(LM-80/TM-21)
- CCT/CRI: 2700K-6000K adjustable, CRI≥90
- Input: 220V~240V AC / 50Hz
- Dimming: DALI
- Net Weight: 0.24Kg without packing

Order Model





Model	Size	Trim	LED	Driver	Beam	CCT	Reflector	Finish
AMTN	2	6	207	A DALI	2 24°	CC	B Black	WT White
Multiple	2"	Rectangular	COB 2*7W	N No Driver	3 36°	2700K-6000K	S Specular	BK Black
Downlight		Trimless			5 50°	(Tunable)		
N series								

Example: AMTN26-207A2CCSWT

2" Square Trimless Narrow CCT Tunable Downlight

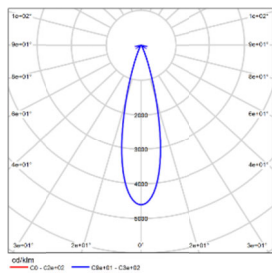
PROJECT:

TYPE:

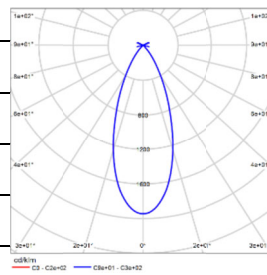
LENS-08-BEL Striped glass lens 	LENS-08-BSL Soft glass lens 	LENS-08-FR Frosted glass lens 	LENS-08-HCL Honeycomb 
--	---	---	---

Note: A maximum of one optical accessory can be installed. The accessories are not shipped from the factory and need to be ordered separately.

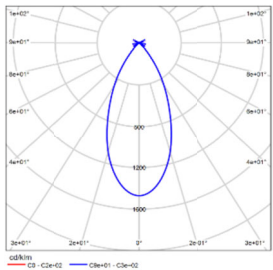
LIGHT DISTRIBUTION@3000K LUMINAIRE DATA



MODEL: AMTN26-207A2CCSWT
BEAM ANGLE: 24°
POWER: 2*8.4W
LUMENS: 2*395lm
CBCP: 2*1992cd
EFFICACY: 47lm/W



MODEL: AMTN26-207A3CCSWT
BEAM ANGLE: 36°
POWER: 2*8.4W
LUMENS: 2*380lm
CBCP: 2*769cd
EFFICACY: 45lm/W



MODEL: AMTN26-207A5CCSWT
BEAM ANGLE: 50°
POWER: 2*8.4W
LUMENS: 2*348lm
CBCP: 2*499cd
EFFICACY: 41lm/W

3" Square Trimless Narrow CCT Tunable Downlight

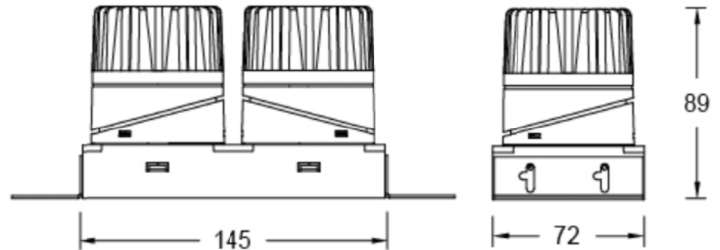
PROJECT:

TYPE:

Product Image



Line Drawing



Product Description

ULTRA rectangular trimless CCT tunable adjustable downlight , through a unique angle adjustment method, balancing the functions of illumination and adjustment(One lamp for multiple purposes),whole lamp sealed design, ensure no light leakage during the angle adjustment process, the lighting fixtures adopt modular design, on site lighting fixtures can be freely disassembled and replaced with reflectors and lamp bodies, so as to achieve free switching of various specifications and light output methods, perfect integration with ceiling after installation, the optical aspect adopts a new stealth technology, and equipped with adjustable color temperature, mainly suitable for indoor spaces such as hotels, villas, and commercial spaces.

Product Features

- Body Material: Aluminum alloy die-casting
- Optical System: Lens+ Anti-glare Reflector
- Finish: Static electricity powder coating
- Adjustable Angle: 0-360° horizontally and 0-30° vertically
- Accessories: As attached
- Certification: CCC
- IP Rating: IP20
- Insulation Level: Class II
- Operating Temperature: -20°C~40°C

Product Specifications

- Cut-out: 150*72mm
- Ceiling: 5mm~25mm
- Shielding Angle: 35°
- LED Type: COB
- Source Lm: 2600LM
- LED Lifetime: >36000h-L70 /B10-Ta25°C(LM-80/TM-21)
- CCT/CRI: 2700K-6000K adjustable, CRI≥90
- Input: 220V~24
- Dimming: Non-dimming / DALI (must be done in advance with the project site system to match the test)
- Net Weight: 0.9Kg without packaging

Order Model

Model	Size	Trim	LED	Driver	Beam	CCT	Reflector	Finish
AMTN	3	6	213	A DALI	1 18°	CC	B Black	WT White
Multiple	3"	Rectangular	COB 2*13W	N No Driver	2 28°	2700K-6000K	S Specular	BK Black
Downlight		Trimless			3 36°	(Tunable)		
N series					5 50°			

Example: AMTN36-213A2CCSWT

Note: 18 ° factory default with borderless honeycomb grille





ULTRA TUNABLE- MODEL: AMTN36

WAC LIGHTING

3" Square Trimless Narrow CCT Tunable Downlight

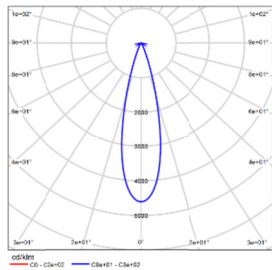
PROJECT:

TYPE:

LENS-11-BEL Striped glass lens 	LENS-11-BSL Soft glass lens 	LENS-11-FR Frosted glass lens 	LENS-11-HCL Honeycomb 
--	---	---	---

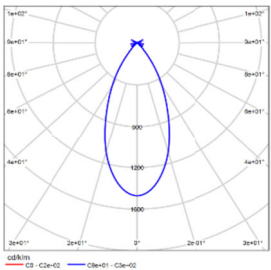
Note: A maximum of one optical accessory can be installed,(The accessories are not shipped from the factory and need to be ordered separately),
 18 ° factory default with borderless honeycomb grille.

LIGHT DISTRIBUTION@3000K LUMINAIRE DATA



MODEL:	AMTN36-213A1CCSWT
BEAM ANGLE:	18°
POWER:	2*16W
LUMENS:	2*688lm
CBCP:	2*4588cd
EFFICACY:	43lm/W

MODEL:	AMTN36-213A2CCSWT
BEAM ANGLE:	28°
POWER:	2*16W
LUMENS:	2*1042lm
CBCP:	2*3976cd
EFFICACY:	65lm/W



MODEL:	AMTN36-213A3CCSWT
BEAM ANGLE:	36°
POWER:	2*16W
LUMENS:	2*923lm
CBCP:	2*2309cd
EFFICACY:	58lm/W

MODEL:	AMTN36-213A5CCSWT
BEAM ANGLE:	50°
POWER:	2*16W
LUMENS:	2*740lm
CBCP:	2*902cd
EFFICACY:	46lm/W

ULTRA TUNABLE- MODEL: AMTN46

WAC LIGHTING

4" Square Trimless Narrow CCT Tunable Downlight

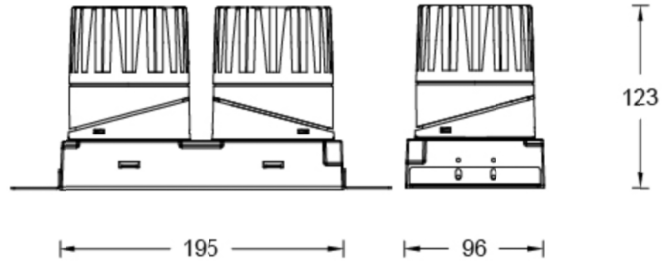
PROJECT:

TYPE:

Product Image



Line Drawing



Product Description

ULTRA rectangular trimless CCT tunable adjustable downlight , through a unique angle adjustment method, balancing the functions of illumination and adjustment(One lamp for multiple purposes),whole lamp sealed design, ensure no light leakage during the angle adjustment process, the lighting fixtures adopt modular design, on site lighting fixtures can be freely disassembled and replaced with reflectors and lamp bodies, so as to achieve free switching of various specifications and light output methods, perfect integration with ceiling after installation, the optical aspect adopts a new stealth technology, and equipped with adjustable color temperature, mainly suitable for indoor spaces such as hotels, villas, and commercial spaces.

Product Features

- Body Material: Aluminum alloy die-casting
- Optical System: Lens+ Anti-glare Reflector
- Finish: Static electricity powder coating
- Adjustable Angle: 0-360° horizontally and 0-30° vertically
- Accessories: As attached
- Certification: CCC
- IP Rating: IP20
- Insulation Level: Class II
- Operating Temperature: -20°C~40°C

Product Specifications

- Cut-out: □205*100
- Ceiling: 5mm~25mm Thickness
- Shielding Angle: 35°
- LED Type: COB
- Source Lm: 2*3000lm
- LED Lifetime: >36000h-L70 /B10-Ta25°C(LM-80/TM-21)
- CCT/CRI: 2700K-6000K adjustable, CRI≥90
- Input: 220V AC / 50Hz
- Dimming: Non-dimming / DALI (must be done in advance with the project site system to match the test)
- Net Weight: 1.6Kg without packaging

Order Model

Model	Size	Trim	LED	Driver	Beam	CCT	Reflector	Finish
AMTN	4	6	225	A DALI	1 18°	CC	B Black	WT White
Multiple	4"	Rectangular	COB 25W	N No Driver	2 28°	2700K-6000K	S Specular	BK Black
Downlight		Trimless			3 36°	(Tunable)		
N series					5 50°			

Example: AMTN46-225A2CCSWT




ULTRA TUNABLE- MODEL: AMTN46

WAC LIGHTING

4" Square Trimless Narrow CCT Tunable Downlight

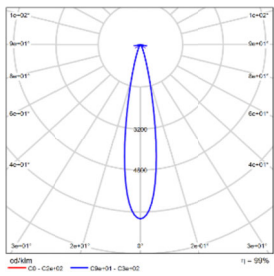
PROJECT:

TYPE:

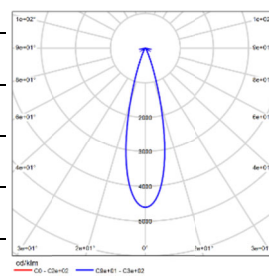
LENS-16-BEL Striped glass lens 	LENS-16-BSL Soft glass lens 	LENS-16-HCL Honeycomb 
---	--	--

Note: A maximum of one optical accessory can be installed(Corresponding quantity of each lighting fixture 2pcs). The accessories are not shipped from the factory and need to be ordered separately.

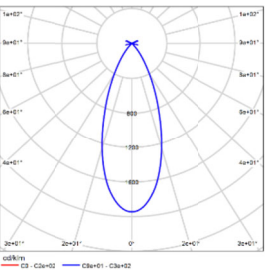
LIGHT DISTRIBUTION@3000K LUMINAIRE DATA



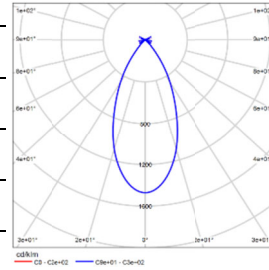
MODEL: AMTN46-225A1CCSWT
BEAM ANGLE: 18°
POWER: 2*27W
LUMENS: 2*1672lm
CBCP: 2*11139cd
EFFICACY: 62lm/W



MODEL: AMTN46-225A2CCSWT
BEAM ANGLE: 28°
POWER: 2*27W
LUMENS: 2*1821lm
CBCP: 2*8382cd
EFFICACY: 67lm/W



MODEL: AMTN46-225A3CCSWT
BEAM ANGLE: 36°
POWER: 2*27W
LUMENS: 2*1502lm
CBCP: 2*2921cd
EFFICACY: 56lm/W



MODEL: AMTN46-225A5CCSWT
BEAM ANGLE: 50°
POWER: 2*27W
LUMENS: 2*1469lm
CBCP: 2*2161cd
EFFICACY: 54lm/W