

2" Recessed Tunable Downlight

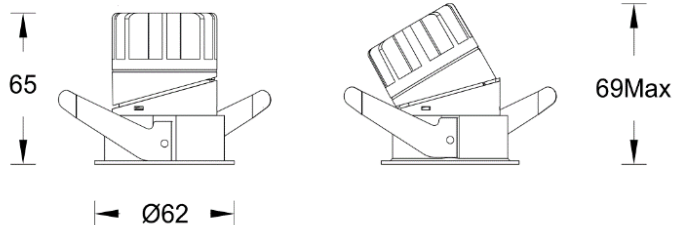
PROJECT :

TYPE:

Product Image



Line Drawing



Product Description

ULTRA Tunable series LED round narrow edge embedded tunable color temperature downlight, through a unique Angle adjustment, taking into account the function of downlighting and adjustment (one light multi-purpose). The whole lamp sealing design ensures that there is no light leakage during the adjustment process, the lamp adopts the modular design, the on-site lamp can be freely disassembled and replaced the reflector and the lamp body, so as to achieve a variety of specifications and the free switching of light mode, and the perfect integration of the ceiling after installation. In terms of optics, it adopts a new hidden light technology and is equipped with a color temperature control function, which is mainly suitable for indoor places such as hotels, villas and commercial Spaces.

Product Features

- Body Material: Aluminum alloy die-cast lamp body
- Optical System: Lens + anti-glare reflector
- Finish: Electrostatic powder spraying
- Adjustable Angle: Vertical adjustment 0-30 °, horizontal adjustment 0-360 °
- Accessories: As attached
- Certification: CCC
- IP Rating: IP20
- Insulation Level: Class II
- Operating Temperature: -20°C~40°C

Product Specifications

- Cut-out: Ø55mm
- Ceiling Thickness: 5mm~15mm
- Shielding Angle: 35°
- LED Type: COB
- Source Lm: 700lm
- LED Lifetime: >36000h-L70/B10-Ta25°C(LM-80/TM-2 1)
- CCT/ SDCM: 2700K-6000K Adjustment, CRI≥90
- Input: 220V AC / 50 Hz
- Dimming: DALI(must be tested for compatibility with the project site system in advance)
- Net Weight: 0.12Kg without packing

Order Model





Model	Size	Trim	LED	Driver	Beam	CCT	Reflector	Finish
ADLN	2	1	LM07	A DALI	2 24°	CC 2700K-6000K	B Black	WT White
Downlight	2"	Round Trim	COB 7W	N No Driver	3 36°	(Tunable)	S Specular	BK Black
N series					5 50°			

Example: ADLN21-LM07A2CCSWT

2" Recessed Tunable Downlight

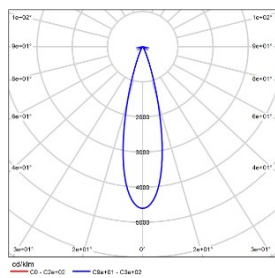
PROJECT :

TYPE:

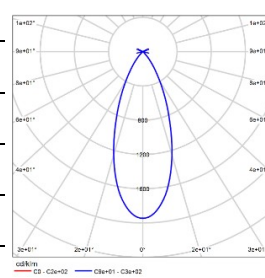
<p>LENS-08-BEL Striped glass lens</p> 	<p>LENS-08-BSL Soft glass lenses</p> 	<p>LENS-08-FR Frosted glass lenses</p> 	<p>LENS-08-HCL Endless bee net grid</p> 
--	---	---	--

Note: Up to one optical accessory can be added, which is not delivered with accessories and needs to be ordered separately.

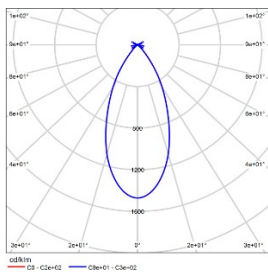
LIGHT DISTRIBUTION@3000K LUMINAIRE DATA



MODEL: ADLN21-LM07A2CCSWT
BEAM ANGLE: 24°
POWER: 8.4W
LUMENS: 395lm
CBCP: 1992cd
EFFICACY: 47lm/W



MODEL: ADLN21-LM07A3CCSWT
BEAM ANGLE: 36°
POWER: 8.4W
LUMENS: 380lm
CBCP: 769cd
EFFICACY: 45lm/W



MODEL: ADLN21-LM07A5CCSWT
BEAM ANGLE: 50°
POWER: 8.4W
LUMENS: 348lm
CBCP: 499cd
EFFICACY: 41lm/W

3" Recessed Tunable Downlight

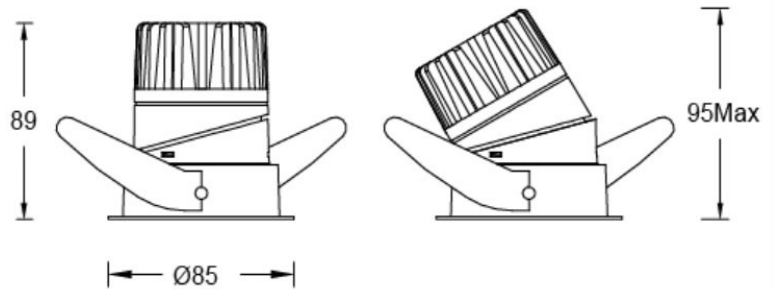
PROJECT :

TYPE:

Product Image



Line Drawing



Product Description

ULTRA Tunable series LED round narrow edge embedded tunable color temperature downlight, through a unique Angle adjustment, taking into account the function of downlighting and adjustment (one light multi-purpose). The whole lamp sealing design ensures that there is no light leakage during the adjustment process, the lamp adopts the modular design, the on-site lamp can be freely disassembled and replaced the reflector and the lamp body, so as to achieve a variety of specifications and the free switching of light mode, and the perfect integration of the ceiling after installation. In terms of optics, it adopts a new hidden light technology and is equipped with a color temperature control function, which is mainly suitable for indoor places such as hotels, villas and commercial Spaces.

Product Features

- Body Material: Aluminum alloy die-cast lamp body
- Optical System: Lens + anti-glare reflector
- Finish: Electrostatic powder spraying
- Adjustable Angle: Vertical adjustment 0-30 °, horizontal adjustment 0-360 °
- Accessories: As attached
- Certification: CCC
- IP Rating: IP20
- Insulation Level: Class II
- Operating Temperature: -20°C~40°C

Product Specifications

- Cut-out: Ø78mm
- Ceiling Thickness: 5mm~25mm
- Shielding Angle: 35°
- LED Type: COB
- Source Lm: 1300lm
- LED Lifetime: >36000h-L70/B10-Ta25°C(LM-80/TM-2 1)
- CCT/ SDCM: 2700K-6000K Adjustment, CRI≥90
- Input: 220V AC / 50 Hz
- Dimming: DALI(must be tested for compatibility with the project site system in advance)
- Net Weight: 0.45Kg without packing

Order Model

Model	Size	Trim	LED	Driver	Beam	CCT	Reflector	Finish
ADLN Downlight N series	3 3"	1 Round Trim	LM13 COB 13W	A DALI N No Driver	1 18° 2 24° 3 36° 5 50°	CC 2700K-6000K (Tunable)	B Black S Specular	WT White BK Black





Example: ADLN31-LM13A2CCSWT

Note: 18° factory default with endless honeycomb grille

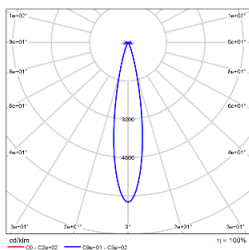
3" Recessed Tunable Downlight

PROJECT :

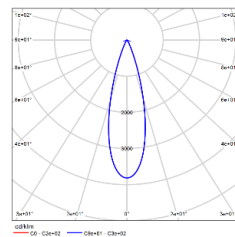
TYPE:

LENS-11-BEL Striped glass lens 	LENS-11-BSL-ULTRA Soft glass lenses 	LENS-11-FR Frosted glass lenses 	LENS-11-HCL-ULTRA Endless bee net grid 
--	---	---	--

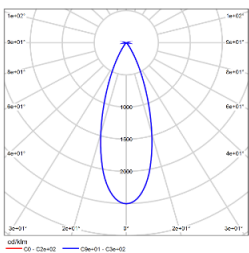
Note: Up to one optical accessory can be added, which is not delivered with accessories and needs to be ordered separately.



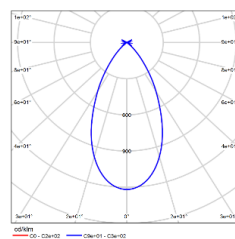
MODEL: ADLN31-LM13A1CCSWT
BEAM ANGLE: 18°
POWER: 16W
LUMENS: 688lm
CBCP: 4588cd
EFFICACY: 43lm/W



MODEL: ADLN31-LM13A2CCSWT
BEAM ANGLE: 28°
POWER: 16W
LUMENS: 1042lm
CBCP: 3976cd
EFFICACY: 65lm/W



MODEL: ADLN31-LM13A3CCSWT
BEAM ANGLE: 36°
POWER: 16W
LUMENS: 923lm
CBCP: 2309cd
EFFICACY: 58lm/W



MODEL: ADLN31-LM13A5CCSWT
BEAM ANGLE: 50°
POWER: 16W
LUMENS: 740lm
CBCP: 902cd
EFFICACY: 46lm/W

4" Recessed Tunable Downlight

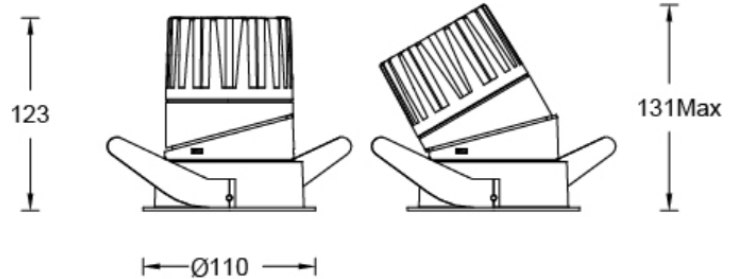
PROJECT :

TYPE:

Product Image



Line Drawing



Product Description

ULTRA Tunable series LED round narrow edge embedded tunable color temperature downlight, through a unique Angle adjustment, taking into account the function of downlighting and adjustment (one light multi-purpose). The whole lamp sealing design ensures that there is no light leakage during the adjustment process, the lamp adopts the modular design, the on-site lamp can be freely disassembled and replaced the reflector and the lamp body, so as to achieve a variety of specifications and the free switching of light mode, and the perfect integration of the ceiling after installation. In terms of optics, it adopts a new hidden light technology and is equipped with a color temperature control function, which is mainly suitable for indoor places such as hotels, villas and commercial Spaces.

Product Features

- Body Material: Aluminum alloy die-cast lamp body
- Optical System: Lens + anti-glare reflector
- Finish: Electrostatic powder spraying
- Adjustable Angle: Vertical adjustment 0-30 °, horizontal adjustment 0-360 °
- Accessories: As attached
- Certification: CCC
- IP Rating: IP20
- Insulation Level: Class II
- Operating Temperature: -20°C~40°C

Product Specifications

- Cut-out: Ø100mm
- Ceiling Thickness: 5mm~25mm
- Shielding Angle: 35°
- LED Type: COB
- Source Lm: 3000lm
- LED Lifetime: >36000h-L70/B10-Ta25°C(LM-80/TM-2 1)
- CCT/ SDCM: 2700K-6000K Adjustment, CRI≥90
- Input: 220V AC / 50 Hz
- Dimming: No dimming/DALI(must be tested for compatibility with the project site system in advance)
- Net Weight: 0.8Kg without packing

Order Model




Model	Size	Trim	LED	Driver	Beam	CCT	Reflector	Finish
ADLN Downlight N series	4 4"	1 Round Trim	LM25 COB 25W	A DALI N No Driver	1 18°	CC 2700K-6000K (Tunable)	B Black S Specular	WT White
					2 28°			BK Black
					3 36°			
					5 50°			

Example: ADLN41-LM25A2CCSWT

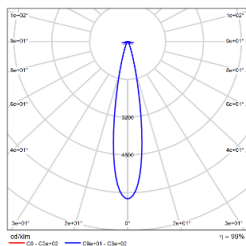
4" Recessed Tunable Downlight

PROJECT :

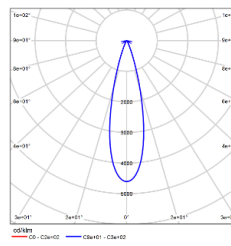
TYPE:

<p>LENS-16-BEL-C Striped glass lens</p> 	<p>LENS-16-BSL-SW Soft glass lenses</p> 	<p>LENS-16-HCL-ULTRA Endless bee net grid</p> 
--	--	--

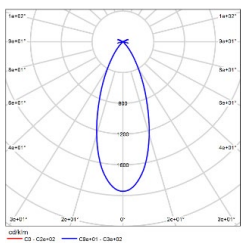
Note: Up to one optical accessory can be added, which is not delivered with accessories and needs to be ordered separately.



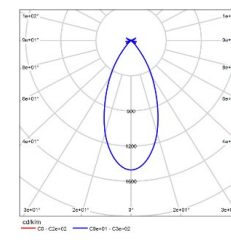
MODEL: ADLN41-LM25A1CCSWT
BEAM ANGLE: 18°
POWER: 27W
LUMENS: 1672lm
CBCP: 11139cd
EFFICACY: 62lm/W



MODEL: ADLN41-LM25A2CCSWT
BEAM ANGLE: 28°
POWER: 27W
LUMENS: 1821lm
CBCP: 8382cd
EFFICACY: 67lm/W



MODEL: ADLN41-LM25A3CCSWT
BEAM ANGLE: 36°
POWER: 27W
LUMENS: 1502lm
CBCP: 2921cd
EFFICACY: 56lm/W



MODEL: ADLN41-LM25A5CCST
BEAM ANGLE: 50°
POWER: 27W
LUMENS: 1469lm
CBCP: 2161cd
EFFICACY: 54 lm/W