

ELANA PRO - MODEL: DLH22

2" Round Rimless Recessed Downlight

WAC LIGHTING

Responsible Lighting®

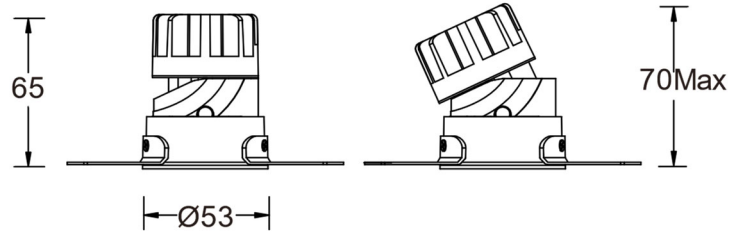
Product Name:

Type:

Product Image



Line Drawing



Product Description

ELANA PRO Round Recessed Downlight is the perfect integration of downlighting and angle adjustment. The precise light distribution through the lens and the high quality reflector provide a comfortable visual experience and ensure the integrity of the light spot. Particularly suitable for high-end hotels, commercial and office public space.

Product Features

- **Body Materials:** Aluminum die-cast frame and body
- **Optical System:** Lens + Reflector
- **Finishes:** Electrostatic powder coating
- **Objection Direction:** Vertical 0~25°, Horizontal 0~360°
- **Accessory/Bracket:** 15° with honeycomb
- **Certification:** CCC
- **IP Rating:** IP20
- **Insulation Level:** Class II
- **Operating Temperature:** -20°C~40°C

Product Specification

- **Opening Size:** Ø60mm
- **Ceiling Thickness:** 5~15mm
- **Shading Angle:** 40°
- **LED Type:** COB
- **Source Lm:** 2700K 7W 758lm;
3000K 7W 800lm;
4000K 7W 850lm;
- **LED Lifetime:** >50000h-L70 / B10-Ta25°C(LM-80/TM-21)
- **CCT/CRI:** 2700K / 3000K / 4000K, Ra90
- **SDCM:** 3 SDCM
- **Input:** 220V AC/50Hz
- **Dimming:** Non-dimming / 0-10V / DALI (must be tested in advance for compatibility with the project site system)
- **Net Weight:** Approx. 0.2Kg, excluding packaging

Order Model

Model	Size	Trim	LED	Driver	Beam	CCT	Reflector	Finish
DLH Downlight H series	2 2"	2 Round Trimless	LM05 COB 5W	E ON-OFF	1 15°	27 2700K	S Specular	WT
			LM07 COB 7W	D 0-10V Dimming	2 24°	30 3000K	B Black	White
					3 36°	40 4000K	W White	BK Black
			LM07 COB 7W	N No Driver A DALI	5 50°			

Example: DLH22-LM07-E230SWT

Note: 15°factory honeycomb, other angles do not come with

WAC Lighting
www.waclighting.com (US)
www.waclighting.com.cn (China)

Headquarters
44 Harbor Park Drive • Port Washington, NY
Phone (516) 515.5000 • Fax (516) 515.5050

WAC Lighting Technology (Shanghai) Co, Ltd.
14, Lane 299, Bi Sheng Road, Shanghai 201204
Phone (86.21) 3393.3558 • Fax (86.21) 3362.1598

ELANA PRO - MODEL: DLH22

2" Round Rimless Recessed Downlight

WAC LIGHTING

Responsible Lighting®

Product Name:

Type:

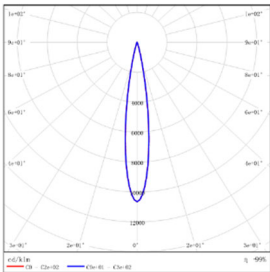
Accessory

LENS-08-HCL
Rimless Honeycomb

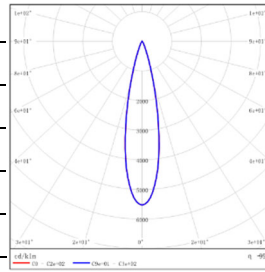


NOTE: Required to be ordered separately; the 15° is shipped with a rimless honeycomb grille by default.

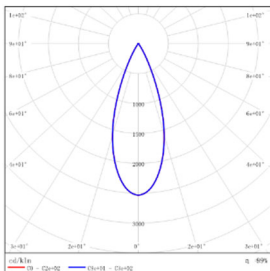
Light Distribution Curve @3000K data



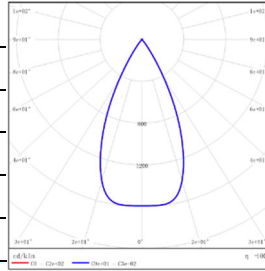
MODEL: DLH22-LM07-E130SWT
BEAM ANGLE: 15°
POWER: 8W
LUMENS: 323lm
CBCP: 3439cd
EFFICACY: 40lm/W



MODEL: DLH22-LM07-E230SWT
BEAM ANGLE: 24°
POWER: 8W
LUMENS: 519lm
CBCP: 2866cd
EFFICACY: 65lm/W



MODEL: DLH22-LM07-E330SWT
BEAM ANGLE: 36°
POWER: 8W
LUMENS: 515lm
CBCP: 1304cd
EFFICACY: 64lm/W



MODEL: DLH22-LM07-E530SWT
BEAM ANGLE: 50°
POWER: 8W
LUMENS: 564lm
CBCP: 898cd
EFFICACY: 71lm/W

ELANA PRO - MODEL: DLH32

3" Round Rimless Recessed Downlight

WAC LIGHTING

Responsible Lighting®

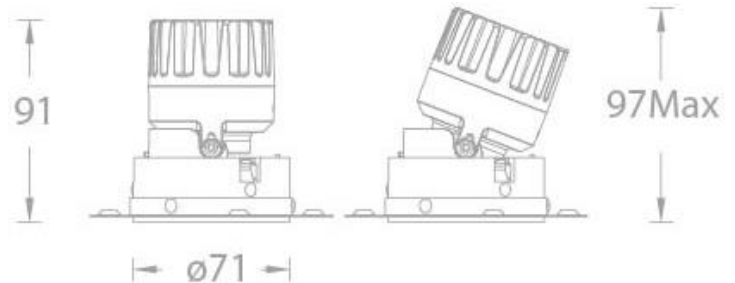
Product Name:

Type:

Product Image



Line Drawing



Product Description

ELANA PRO Round Recessed Downlight is the perfect integration of downlighting and angle adjustment. The precise light distribution through the lens and the high quality reflector provide a comfortable visual experience and ensure the integrity of the light spot. Particularly suitable for high-end hotels, commercial and office public space.

Product Features

- Body Materials:** Aluminum die-cast frame and body
- Optical System:** Lens + Reflector
- Finishes:** Electrostatic powder coating
- Objection Direction:** Vertical 0~25°, Horizontal 0~360°
- Accessory/Bracket:** 15° with honeycomb
- Certification:** CCC
- IP Rating:** IP20
- Insulation Level:** Class II
- Operating Temperature:** -20°C~40°C

Product Specification

- Opening Size:** Ø75mm
- Ceiling Thickness:** 6~15mm
- Shading Angle:** 40°
- LED Type:** COB
- Source Lm:** 2700K 7W 758lm; 10W 1080lm; 13W 1404lm
3000K 7W 800lm; 10W 1150lm; 13W 1495lm
4000K 7W 850lm; 10W 1210lm; 13W 1573lm
- LED Lifetime:** >50000h-L70 / B10-Ta25°C(LM-80/TM-21)
- CCT/CRI:** 2700K / 3000K / 4000K, Ra90
- SDCM:** 3 SDCM
- Input:** 220V AC/50Hz
- Dimming:** Non-dimming / 0-10V / DALI (must be tested in advance for compatibility with the project site system)
- Net Weight:** Approx. 0.3Kg, excluding packaging

Order Model

Model	Size	Trim	LED	Driver	Beam	CCT	Reflector	Finish
DLH Downlight H series	3 3"	2 Round Trimless	LM07 COB 7W	E ON-OFF D 0-10V Dimming	1 15°	27 2700K	S Specular B Black	WT White
			LM10 COB 10W		2 24°	30 3000K		
			LM13 COB 13W		3 36°	40 4000K		
			LM13 COB 13W	N No Driver A DALI	4 45°			

Example: DLH32-LM10-E230SWT

Note: 15° factory honeycomb, other angles do not come with

WAC Lighting
www.waclighting.com (US)
www.waclighting.com.cn (China)

Headquarters
44 Harbor Park Drive • Port Washington, NY
Phone (516) 515.5000 • Fax (516) 515.5050

WAC Lighting Technology (Shanghai) Co, Ltd.
14, Lane 299, Bi Sheng Road, Shanghai 201204
Phone (86.21) 3393.3558 • Fax (86.21) 3362.1598

ELANA PRO - MODEL: DLH32

3" Round Rimless Recessed Downlight

WAC LIGHTING

Responsible Lighting®

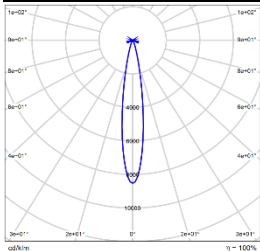
Product Name:

Type:

Accessory

/

Light Distribution Curve @3000K data



MODEL: DLH32-LM07-E130SWT

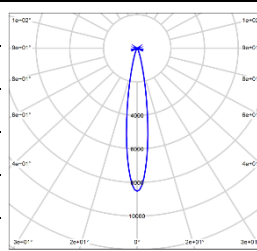
BEAM ANGLE: 15°

POWER: 9W

LUMENS: 351lm

CBCP: 3436cd

EFFICACY: 39lm/W



MODEL: DLH32-LM10-E130SWT

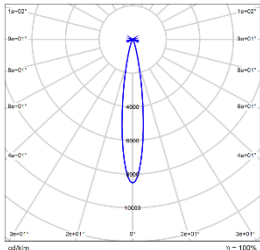
BEAM ANGLE: 15°

POWER: 11W

LUMENS: 446lm

CBCP: 4366cd

EFFICACY: 41lm/W



MODEL: DLH32-LM13-E130SWT

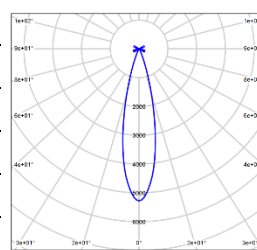
BEAM ANGLE: 15°

POWER: 15W

LUMENS: 562lm

CBCP: 5501cd

EFFICACY: 37lm/W



MODEL: DLH32-LM07-E230SWT

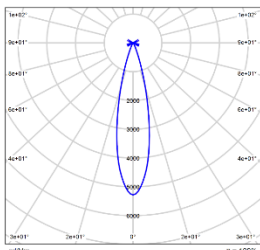
BEAM ANGLE: 24°

POWER: 9W

LUMENS: 662lm

CBCP: 2893cd

EFFICACY: 74lm/W



MODEL: DLH32-LM10-E230SWT

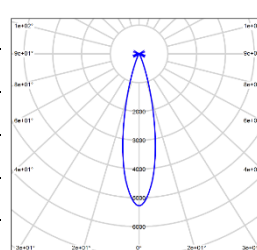
BEAM ANGLE: 24°

POWER: 11W

LUMENS: 841lm

CBCP: 3675cd

EFFICACY: 76lm/W



MODEL: DLH32-LM13-E230SWT

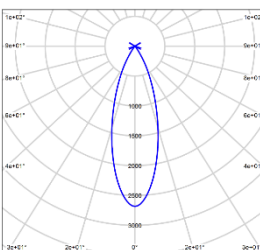
BEAM ANGLE: 24°

POWER: 15W

LUMENS: 1059lm

CBCP: 4631cd

EFFICACY: 71lm/W



MODEL: DLH32-LM07-E330SWT

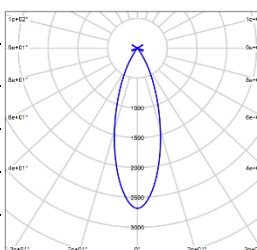
BEAM ANGLE: 36°

POWER: 9W

LUMENS: 564lm

CBCP: 1567cd

EFFICACY: 81lm/W



MODEL: DLH32-LM10-E330SWT

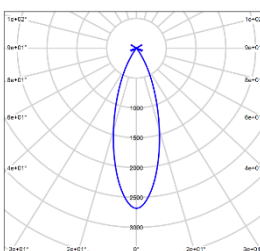
BEAM ANGLE: 36°

POWER: 11W

LUMENS: 716lm

CBCP: 1991cd

EFFICACY: 65lm/W



MODEL: DLH32-LM13-E330SWT

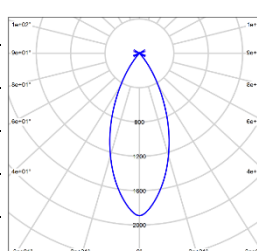
BEAM ANGLE: 36°

POWER: 15W

LUMENS: 902lm

CBCP: 2508cd

EFFICACY: 60lm/W



MODEL: DLH32-LM07-E430SWT

BEAM ANGLE: 45°

POWER: 9W

LUMENS: 497lm

CBCP: 886cd

EFFICACY: 55lm/W

WAC Lighting
www.waclighting.com (US)
www.waclighting.com.cn (China)

Headquarters
44 Harbor Park Drive • Port Washington, NY
Phone (516) 515.5000 • Fax (516) 515.5050

WAC Lighting Technology (Shanghai) Co, Ltd.
14, Lane 299, Bi Sheng Road, Shanghai 201204
Phone (86.21) 3393.3558 • Fax (86.21) 3362.1598

ELANA PRO - MODEL: DLH32

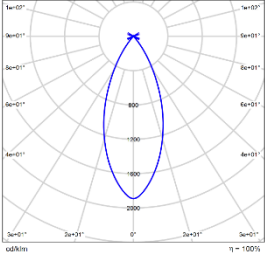
3" Round Rimless Recessed Downlight

WAC LIGHTING

Responsible Lighting®

Product Name:

Type:



MODEL: DLH32-LM10-E430SWT

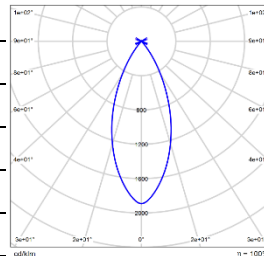
BEAM ANGLE: 45°

POWER: 11W

LUMENS: 632lm

CBCP: 1126cd

EFFICACY: 57lm/W



MODEL: DLH32-LM13-E430SWT

BEAM ANGLE: 45°

POWER: 15W

LUMENS: 796lm

CBCP: 1419cd

EFFICACY: 53lm/W