

# ELANA PRO - MODEL: DLH25

2" Square Narrow Recessed Downlight

# WAC LIGHTING

Responsible Lighting®

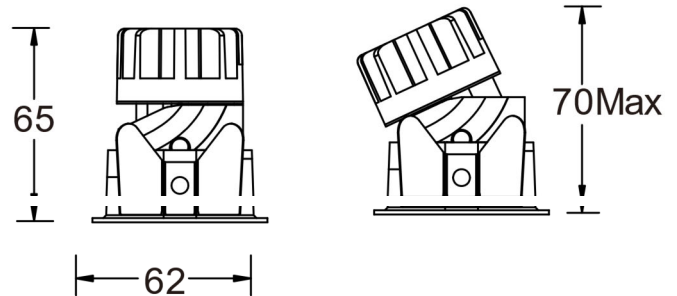
Product Name:

Type:

## Product Image



## Line Drawing



## Product Description

ELANA PRO Square Recessed Modular Downlight is the perfect integration of downlighting and angle adjustment. The precise light distribution through the lens and the high quality reflector provide a comfortable visual experience and ensure the integrity of the light spot. Particularly suitable for high-end hotels, commercial and office public space.

## Product Features

- **Body Materials:** Aluminum die-cast frame and body
- **Optical System:** Lens + Reflector
- **Finishes:** Electrostatic powder coating
- **Objection Direction:** Vertical 0~25°, Horizontal 0~360°
- **Accessory/Bracket:** 15° with honeycomb
- **Certification:** CCC
- **IP Rating:** IP20
- **Insulation Level:** Class II
- **Operating Temperature:** -20°C~40°C

## Product Specifications

- **Opening Size:** Ø55\*55mm
- **Ceiling Thickness:** 5~15mm
- **Shading Angle:** 40°
- **LED Type:** COB
- **Source Lm:** 2700K 7W 758lm;  
3000K 7W 800lm;  
4000K 7W 850lm;
- **LED Lifetime:** >50000h-L70 / B10-Ta25°C(LM-80/TM-21)
- **CCT/CRI:** 2700K / 3000K / 4000K, Ra90
- **SDCM:** 3 SDCM
- **Input:** 220V AC/50Hz
- **Dimming:** Non-dimming / 0-10V / DALI (must be tested in advance for compatibility with the project site system)
- **Net Weight:** Approx. 0.2Kg, excluding packaging

## Order Model

Model	Size	Trim	LED	Driver	Beam	CCT	Reflector	Finish
DLH Downlight H series	2 2"	5 Rectangular Trim	LM05 COB 5W	E ON-OFF	1 15°	27 2700K 30 3000K 40 4000K	S Specular B Black W White	WT White BK Black
			LM07 COB 7W	D 0-10V Dimming	2 24°			
			LM07 COB 7W	N No Driver	3 36°			
				A DALI	5 50°			

Example: DLH25-LM07-E230SWT

Note: 15° factory honeycomb, other angles do not come with

WAC Lighting  
www.waclighting.com (US)  
www.waclighting.com.cn (China)

Headquarters  
44 Harbor Park Drive • Port Washington, NY  
Phone (516) 515.5000 • Fax (516) 515.5050

WAC Lighting Technology (Shanghai) Co, Ltd.  
14, Lane 299, Bi Sheng Road, Shanghai 201204  
Phone (86.21) 3393.3558 • Fax (86.21) 3362.1598

# ELANA PRO - MODEL: DLH25

2" Square Narrow Recessed Downlight

# WAC LIGHTING

Responsible Lighting®

Product Name:

Type:

## Accessory

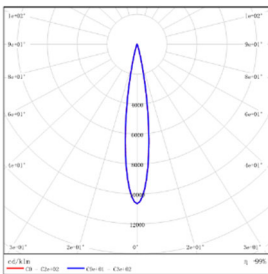
**LENS-08-HCL**  
Rimless Honeycomb



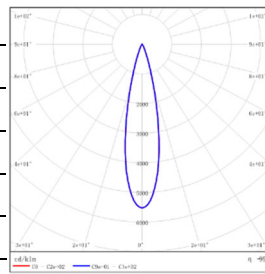
**Note: Requires separate order.**

The 15° is shipped with a rimless honeycomb grille by default.

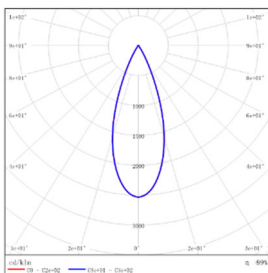
## Light Distribution Curve @3000K data



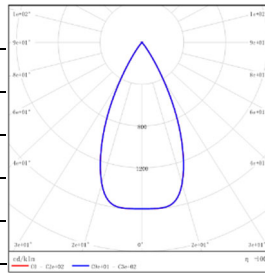
<b>MODEL:</b>	DLH25-LM07-E130SWT
<b>BEAM ANGLE:</b>	15°
<b>POWER:</b>	8W
<b>LUMENS:</b>	323lm
<b>CBCP:</b>	3439cd
<b>EFFICACY:</b>	40lm/W



<b>MODEL:</b>	DLH25-LM07-E230SWT
<b>BEAM ANGLE:</b>	24°
<b>POWER:</b>	8W
<b>LUMENS:</b>	519lm
<b>CBCP:</b>	2866cd
<b>EFFICACY:</b>	65lm/W



<b>MODEL:</b>	DLH25-LM07-E330SWT
<b>BEAM ANGLE:</b>	36°
<b>POWER:</b>	8W
<b>LUMENS:</b>	515lm
<b>CBCP:</b>	1304cd
<b>EFFICACY:</b>	64lm/W



<b>MODEL:</b>	DLH25-LM07-E530SWT
<b>BEAM ANGLE:</b>	50°
<b>POWER:</b>	8W
<b>LUMENS:</b>	564lm
<b>CBCP:</b>	898cd
<b>EFFICACY:</b>	71lm/W

# ELANA PRO - MODEL: DLH35

3" Square Narrow Recessed Downlight

WAC LIGHTING  
Responsible Lighting®

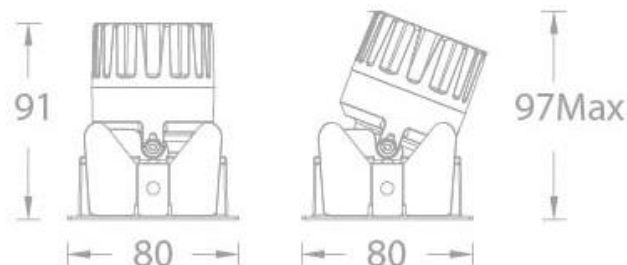
Product Name:

Type:

Product Image



Line Drawing



## Product Description

ELANA PRO Square Recessed Modular Downlight is the perfect integration of downlighting and angle adjustment. The precise light distribution through the lens and the high quality reflector provide a comfortable visual experience and ensure the integrity of the light spot. Particularly suitable for high-end hotels, commercial and office public space.

## Product Features

- Body Materials:** Aluminum die-cast frame and body
- Optical System:** Lens + Reflector
- Finishes:** Electrostatic powder coating
- Objection Direction:** Vertical 0~25°, Horizontal 0~360°
- Accessory/Bracket:** 15° with honeycomb
- Certification:** CCC
- IP Rating:** IP20
- Insulation Level:** Class II
- Operating Temperature:** -20°C~40°C

## Product Specifications

- Opening Size:** Ø75\*75mm
- Ceiling Thickness:** 6~15mm
- Shading Angle:** 40°
- LED Type:** COB
- Source Lm:** 2700K 7W 758lm; 10W 1080lm; 13W 1404lm  
3000K 7W 800lm; 10W 1150lm; 13W 1495lm  
4000K 7W 850lm; 10W 1210lm; 13W 1573lm
- LED Lifetime:** >50000h-L70 / B10-Ta25°C(LM-80/TM-21)
- CCT/CRI:** 2700K / 3000K / 4000K, Ra90
- SDCM:** 3 SDCM
- Input:** 220V AC/50Hz
- Dimming:** Non-dimming / 0-10V / DALI (must be tested in advance for compatibility with the project site system)
- Net Weight:** Approx. 0.3Kg, excluding packaging

## Order Model

Model	Size	Trim	LED	Driver	Beam	CCT	Reflector	Finish
DLH Downlight H series	3 3"	5 Rectangular Trim	LM07 COB 7W	E ON-OFF D 0-10V Dimming	1 15° 2 24° 3 36° 4 45°	27 2700K 30 3000K 40 4000K	S Specular B Black	WT White
			LM10 COB 10W					
			LM13 COB 13W					
			LM13 COB 13W	N No Driver A DALI				

Example: DLH35-LM10-E230SWT

Note: 15° factory honeycomb, other angles do not come with

WAC Lighting  
www.waclighting.com (US)  
www.waclighting.com.cn (China)

Headquarters  
44 Harbor Park Drive • Port Washington, NY  
Phone (516) 515.5000 • Fax (516) 515.5050

WAC Lighting Technology (Shanghai) Co, Ltd.  
14, Lane 299, Bi Sheng Road, Shanghai 201204  
Phone (86.21) 3393.3558 • Fax (86.21) 3362.1598

# ELANA PRO - MODEL: DLH35

3" Square Narrow Recessed Downlight

# WAC LIGHTING

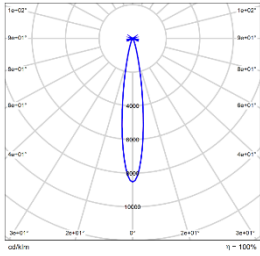
Responsible Lighting®

Product Name:

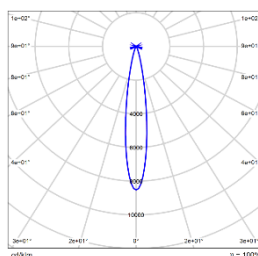
Type:

## Accessory

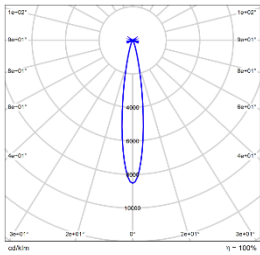
### Light Distribution Curve @3000K data



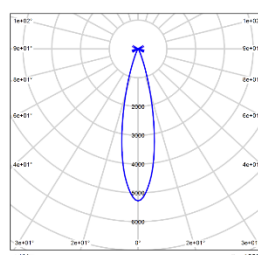
**MODEL:** DLH35-LM07-E130SWT  
**BEAM ANGLE:** 15°  
**POWER:** 9W  
**LUMENS:** 351lm  
**CBCP:** 3436cd  
**EFFICACY:** 39lm/W



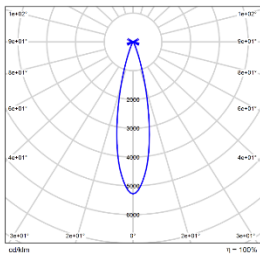
**MODEL:** DLH35-LM10-E130SWT  
**BEAM ANGLE:** 15°  
**POWER:** 11W  
**LUMENS:** 446lm  
**CBCP:** 4366cd  
**EFFICACY:** 41lm/W



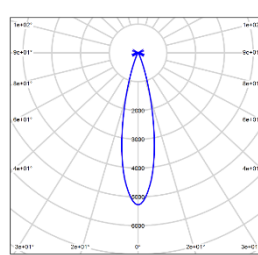
**MODEL:** DLH35-LM13-E130SWT  
**BEAM ANGLE:** 15°  
**POWER:** 15W  
**LUMENS:** 562lm  
**CBCP:** 5501cd  
**EFFICACY:** 37lm/W



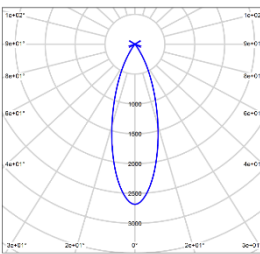
**MODEL:** DLH35-LM07-E230SWT  
**BEAM ANGLE:** 24°  
**POWER:** 9W  
**LUMENS:** 662lm  
**CBCP:** 2893cd  
**EFFICACY:** 74lm/W



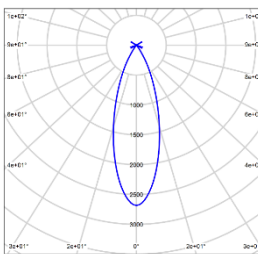
**MODEL:** DLH35-LM10-E230SWT  
**BEAM ANGLE:** 24°  
**POWER:** 11W  
**LUMENS:** 841lm  
**CBCP:** 3675cd  
**EFFICACY:** 76lm/W



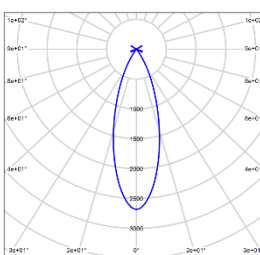
**MODEL:** DLH35-LM13-E230SWT  
**BEAM ANGLE:** 24°  
**POWER:** 15W  
**LUMENS:** 1059lm  
**CBCP:** 4631cd  
**EFFICACY:** 71lm/W



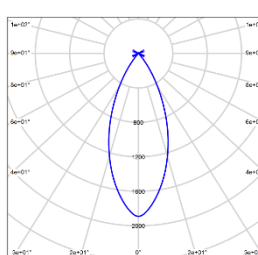
**MODEL:** DLH35-LM07-E330SWT  
**BEAM ANGLE:** 36°  
**POWER:** 9W  
**LUMENS:** 564lm  
**CBCP:** 1567cd  
**EFFICACY:** 81lm/W



**MODEL:** DLH35-LM10-E330SWT  
**BEAM ANGLE:** 36°  
**POWER:** 11W  
**LUMENS:** 716lm  
**CBCP:** 1991cd  
**EFFICACY:** 65lm/W



**MODEL:** DLH35-LM13-E330SWT  
**BEAM ANGLE:** 36°  
**POWER:** 15W  
**LUMENS:** 902lm  
**CBCP:** 2508cd  
**EFFICACY:** 60lm/W



**MODEL:** DLH35-LM07-E430SWT  
**BEAM ANGLE:** 45°  
**POWER:** 9W  
**LUMENS:** 497lm  
**CBCP:** 886cd  
**EFFICACY:** 55lm/W

WAC Lighting  
[www.waclighting.com](http://www.waclighting.com) (US)  
[www.waclighting.com.cn](http://www.waclighting.com.cn) (China)

Headquarters  
 44 Harbor Park Drive • Port Washington, NY  
 Phone (516) 515.5000 • Fax (516) 515.5050

WAC Lighting Technology (Shanghai) Co, Ltd.  
 14, Lane 299, Bi Sheng Road, Shanghai 201204  
 Phone (86.21) 3393.3558 • Fax (86.21) 3362.1598

# ELANA PRO - MODEL: DLH35

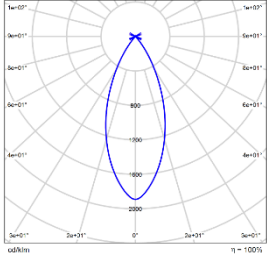
3" Square Narrow Recessed Downlight

# WAC LIGHTING

Responsible Lighting®

Product Name:

Type:



**MODEL:** DLH35-LM10-E430SWT

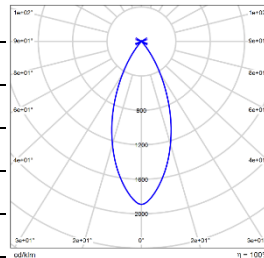
**BEAM ANGLE:** 45°

**POWER:** 11W

**LUMENS:** 632lm

**CBCP:** 1126cd

**EFFICACY:** 57lm/W



**MODEL:** DLH35-LM13-E430SWT

**BEAM ANGLE:** 45°

**POWER:** 15W

**LUMENS:** 796lm

**CBCP:** 1419cd

**EFFICACY:** 53lm/W