

ULTRA TUNABLE - MODEL: DDG21

2'' Narrow Edge Embedded Downlight

PROJECT :

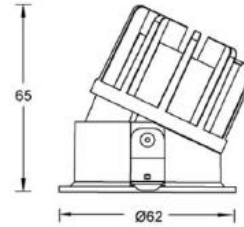
WAC

TYPE :

Product Image



Line Drawing



Product Description

ELANA series LED narrow edge embedded adjustable angle tube light, perfectly integrated with the ceiling after installation. Good anti-glare performance and color consistency control, with comfortable light output effect, mainly suitable for indoor places such as hotels and clubs.

Product Features

- Body Material: Aluminum alloy die-casting
- Optical System: Lens+ Anti-glare reflector
Reflector surface treatment:
 - B Black
 - W White
 - S Black Mirror
 - T Black staircase
 - H White staircase
- Finish: Static electricity powder
- Adjustable Angle: Vertical 0°~25° adjustable
- Accessories: As attached
- Certification: CCC
- IP Rating: IP20
- Insulation Level: Class II
- Operating Temperature: -20°C~40°C

Product Specifications

- Cut-out: Ø 55mm
- Ceiling Thickness: 5mm~25mm
- Shielding Angle: 35°
- LED Type: COB
- Source Lm:
 - 2700K: 4W 540lm ; 7W 758lm;
 - 3000K: 4W 557lm ; 7W 780lm;
 - 3500K: 4W 578lm ; 7W 810lm;
 - 4000K: 4W 589lm ; 7W 825lm;
 - 5000K: 4W 594lm ; 7W 832lm;
- LED Lifetime: >36000h-L70 /B10-Ta25°C(LM-80/TM-21)
- CCT/CRI: 2700K/3000K/3500K/4000K/5000K , CRI≥90
- Input: 220V~240V AC / 50Hz
- Dimming: No diming/ 0-10V (Must conduct compatibility testing with the project site system in advance)
- Net Weight: 0.11Kg without packing

Order Model

Model	Size	Trim	LED	Driver	Beam	CCT	Reflector	Finish
DDG Downlight Directional G series	2	1 Round Trim	LM04 COB 4W	E On-Off	1 15°	27 2700K	B Black	WT
			LM07 COB 7W	D 0-10V Dimming	2 24°	30 3000K	W White	White
			LM07 COB 7W	N No Driver	3 36°	35 3500K	S Specular	BK
					5 50°	40 4000K 50 5000K	T Black Step H White Step	Black

Example : DDG21-LM07-E130SWT

Note: The 15 °and 24° factory default comes with an borderless honeycomb grille.

ULTRA TUNABLE - MODEL: DDG21

2'' Narrow Edge Embedded Downlight

PROJECT :

WAC

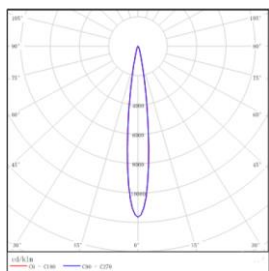
TYPE :

LENS-11-HCL-ELANA

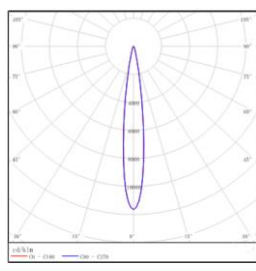
Honeycomb



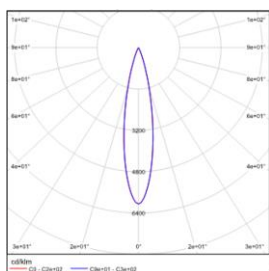
LIGHT DISTRIBUTION@3000K LUMINAIRE DATA



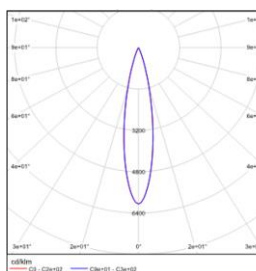
MODEL : DDG21-LM04-E130BWT
BEAM ANGLE : 15°
POWER : 5.4W
LUMENS : 233lm
CBCP : 2177cd
EFFICACY : 40lm/W



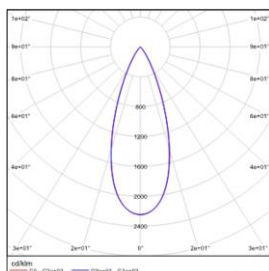
MODEL : DDG21-LM07-E130BWT
BEAM ANGLE : 15°
POWER : 8W
LUMENS : 322lm
CBCP : 3134cd
EFFICACY : 40lm/W



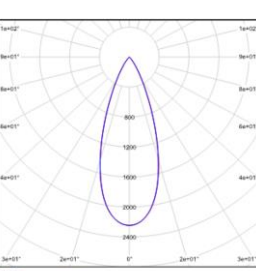
MODEL : DDG21-LM04-E230BWT
BEAM ANGLE : 24°
POWER : 5.4W
LUMENS : 221lm
CBCP : 1354cd
EFFICACY : 40lm/W



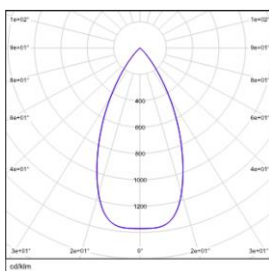
MODEL : DDG21-LM07-E230BWT
BEAM ANGLE : 24°
POWER : 8W
LUMENS : 318lm
CBCP : 1949cd
EFFICACY : 39lm/W



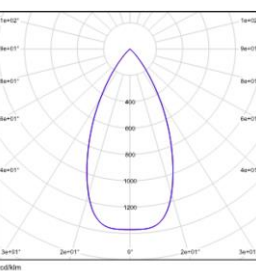
MODEL : DDG21-LM04-E330BWT
BEAM ANGLE : 36°
POWER : 5.4W
LUMENS : 314lm
CBCP : 711cd
EFFICACY : 57lm/W



MODEL : DDG21-LM07-E330BWT
BEAM ANGLE : 36°
POWER : 8W
LUMENS : 452lm
CBCP : 1016cd
EFFICACY : 56lm/W



MODEL : DDG21-LM04-E530BWT
BEAM ANGLE : 50°
POWER : 5.4W
LUMENS : 330lm
CBCP : 468cd
EFFICACY : 60lm/W



MODEL : DDG21-LM07-E530BWT
BEAM ANGLE : 50°
POWER : 8W
LUMENS : 476lm
CBCP : 674cd
EFFICACY : 59lm/W

ULTRA TUNABLE - MODEL: DDG31

3'' Narrow Edge Embedded Downlight

PROJECT :

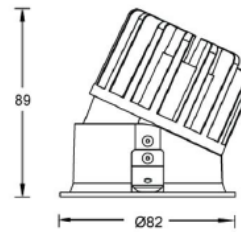
WAC

TYPE :

Product Image



Line Drawing



Product Description

The ELANA series LED narrow edge embedded downlight integrates perfectly with the ceiling after installation. Good anti-glare performance and color consistency control, with comfortable light output effect, mainly suitable for indoor places such as hotels and clubs.

Product Features

- Body Material: Aluminum alloy die-casting
- Optical System: Lens+ Anti-glare reflector
Reflector surface treatment:
 - B Black
 - W White
 - S Black Mirror
 - T Black staircase
 - H White staircase
- Finish: Static electricity powder
- Adjustable Angle: Vertical 0°~25° adjustable
- Accessories: As attached
- Certification: CCC
- IP Rating: IP20
- Insulation Level: Class II
- Operating Temperature: -20°C~40°C

Product Specifications

- Cut-out: Ø 75mm
- Ceiling Thickness: 5mm~25mm
- Shielding Angle: 35°
- LED Type: COB
- Source Lm:
 - 2700K: 7W 758lm; 10W 1080lm; 13W 1404lm
 - 3000K: 7W 800lm; 10W 1150lm; 13W 1495lm
 - 3500K: 7W 835lm; 10W 1195lm; 13W 1554lm
 - 4000K: 7W 850lm; 10W 1210lm; 13W 1573lm
 - 5000K: 7W 860lm; 10W 1220lm; 13W 1586lm
- LED Lifetime: >36000h-L70 /B10-Ta25°C(LM-80/TM-21)
- CCT/CRI: 2700K/3000K/3500K/4000K/5000K , CRI≥90
- Input: 220V~240V AC / 50Hz
- Dimming: No diming/ 0-10V (Must conduct compatibility testing with the project site system in advance)
- Net Weight: 0.24Kg without packing

Order Model

Model	Size	Trim	LED	Driver	Beam	CCT	Reflector	Finish
DDG Downlight Directional G series	3	1 Round Trim	LM07 COB7W	E On-Off	1 15°	27 2700K	B Black	WT
			LM10 COB 10W	D 0-10V	2 24°	30 3000K	W White	White
			LM13 COB 13W	Dimming	3 36°	35 3500K	S Specular	BK
			LM13 COB 13W	N No Driver	5 50°	40 4000K 50 5000K	T Black Step H White Step	Black

Example : DLG21-LM07-E130SWT

Note: The 15 °and 24° factory default comes with borderless honeycomb grille, no honeycomb for other angles.

ULTRA TUNABLE - MODEL: DDG31

3'' Narrow Edge Embedded Downlight

PROJECT :



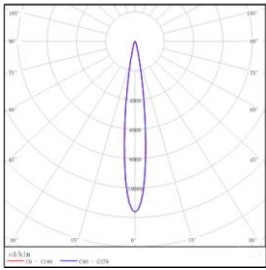
TYPE :

LENS-11-HCL-ELANA

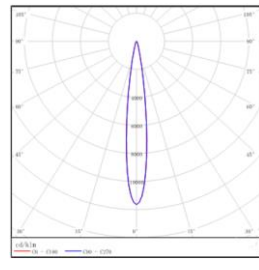
Honeycomb



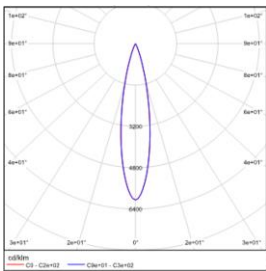
LIGHT DISTRIBUTION@3000K LUMINAIRE DATA



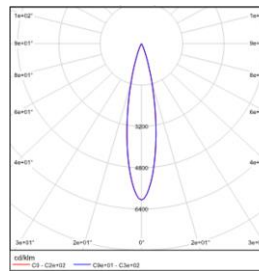
MODEL : DDG31-LM07-E130BWT
BEAM ANGLE : 15°
POWER : 8W
LUMENS : 344lm
CBCP : 3767cd
EFFICACY : 43lm/W



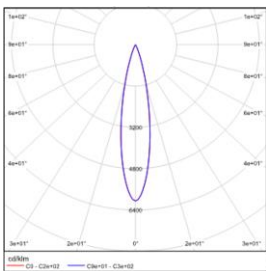
MODEL : DDG31-LM10-E130BWT
BEAM ANGLE : 15°
POWER : 11W
LUMENS : 462lm
CBCP : 5068cd
EFFICACY : 42lm/W



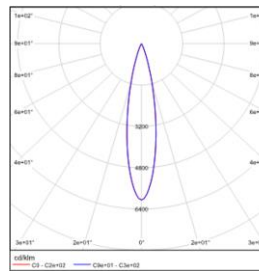
MODEL : DDG31-LM13-E130BWT
BEAM ANGLE : 15°
POWER : 15W
LUMENS : 628lm
CBCP : 6881cd
EFFICACY : 41lm/W



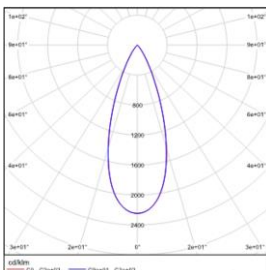
MODEL : DDG31-LM07-E230BWT
BEAM ANGLE : 24°
POWER : 8W
LUMENS : 593lm
CBCP : 2303cd
EFFICACY : 74lm/W



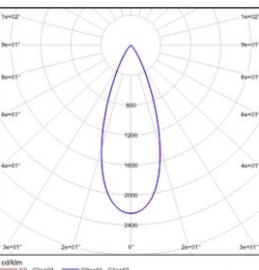
MODEL : DDG31-LM10-E230BWT
BEAM ANGLE : 24°
POWER : 11W
LUMENS : 798lm
CBCP : 3098cd
EFFICACY : 72lm/W



MODEL : DDG31-LM13-E230BWT
BEAM ANGLE : 24°
POWER : 15W
LUMENS : 1083lm
CBCP : 4206cd
EFFICACY : 72lm/W



MODEL : DDG31-LM07-E330BWT
BEAM ANGLE : 36°
POWER : 8W
LUMENS : 593lm
CBCP : 2303cd
EFFICACY : 74lm/W



MODEL : DDG31-LM10-E330BWT
BEAM ANGLE : 36°
POWER : 11W
LUMENS : 798lm
CBCP : 3098cd
EFFICACY : 72lm/W

