

**ULTRA - MODEL: DLN22**  
2" Recessed Adjustable Downlight



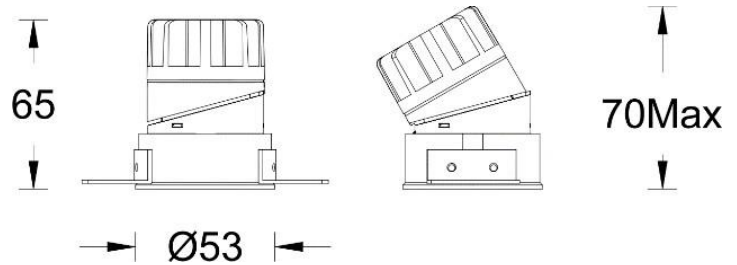
PROJECT :

TYPE :

**Product Image**



**Line Drawing**



**Product Description**

ULTRA series LED round narrow side embedded downlight, through a unique Angle adjustment, taking into account the function of downlighting and adjustment (one light multi-purpose). The whole lamp is sealed to ensure that there is no light leakage during the adjustment process. The lamp adopts modular design, and the field lamp can be freely disassembled and replaced with the reflector and lamp body, so as to realize the free switching of various specifications and light modes. In terms of optics, it adopts a new hidden light technology, good anti-glare performance and color consistency control, mainly suitable for indoor places such as hotels, villas and commercial Spaces.

**Product Features**

- Body Material: Aluminum alloy die-casting
- Optical System: Lens + anti-glare reflector
- Finish: Static electricity powder coating
- Adjustable Angle: Vertical 0-30°, horizontal 0-360°
- Accessories: As attached
- Certification: CCC
- IP Rating: IP20
- Insulation Level: Class II
- Operating Temperature: -20°C~40°C

**Product Specifications**

- Cut-out: Ø60mm
- Ceiling Thickness: 5mm~15mm
- Shielding Angle: 35°
- LED Type: COB
- Source Lm:
  - 2700K: 5W 534lm ; 7W 689lm;
  - 3000K: 5W 564lm ; 7W 728lm;
  - 3500K: 5W 588lm ; 7W 759lm;
  - 4000K: 5W 600lm ; 7W 775lm;
  - 5000K: 5W 606lm ; 7W 782lm;
- LED Lifetime: >36000h-L70 /B10-Ta25°C(LM-80/TM-21)
- CCT/CRI: 2700K/3000K/3500K/4000K/5000K , CRI≥90
- Input: 220V AC / 50Hz
- Dimming: On-off / 0-10V /DALI
- Net Weight: 0.12Kg without packing

**Order Model**

Model	Size	Trim	LED	Driver	Beam	CCT	Reflector	Finish
DLN Downlight N series	2 2"	2 Round Trimless	LM05 COB 5W	E On-Off	1 15°	27 2700K	B Black	WT
			LM07 COB 7W	D 0-10V Dimming	2 24°	30 3000K	S Specular	White
			LM07 COB 7W	N No Driver	3 36°	35 3500K	Black	BK Black
				A DALI	5 50°	40 4000K		
						50 5000K		

Example : DLN22-LM07E-230SWT





Note: 15° factory default with honeycomb, other angles no honeycomb

**ULTRA - MODEL: DLN22**  
**2" Recessed Adjustable Downlight**



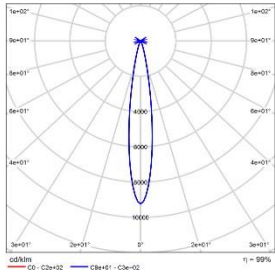
PROJECT :

TYPE :

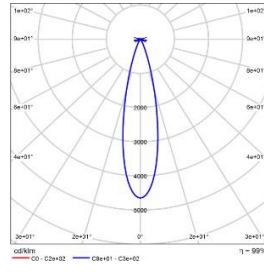
<b>LENS-08-BEL</b> Striped glass lens 	<b>LENS-08-BSL</b> Soft glass lenses 	<b>LENS-08-FR</b> Frosted glass lenses 	<b>LENS-08-HCL</b> Endless bee net grille 
--	---	---	--

Note: A maximum of one optical accessory can be installed. Which 15 °factory default with infinity cellular grille.

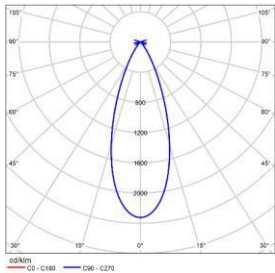
**LIGHT DISTRIBUTION@3000K LUMINAIRE DATA**



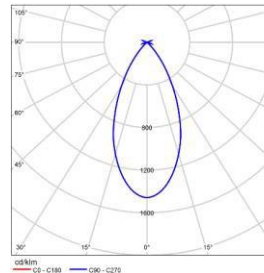
**MODEL :** DLN22-LM07E-130SWT  
**BEAM ANGLE :** 15 °  
**POWER :** 9W  
**LUMENS :** 316lm  
**CBCP :** 2920cd  
**EFFICACY :** 35lm/W



**MODEL :** DLN22-LM07E-230SWT  
**BEAM ANGLE :** 24 °  
**POWER :** 9W  
**LUMENS :** 526lm  
**CBCP :** 2442cd  
**EFFICACY :** 58lm/W



**MODEL :** DLN22-LM07E-330SWT  
**BEAM ANGLE :** 36 °  
**POWER :** 9W  
**LUMENS :** 509lm  
**CBCP :** 1184cd  
**EFFICACY :** 57lm/W



**MODEL :** DLN22-LM07E-530SWT  
**BEAM ANGLE :** 50 °  
**POWER :** 9W  
**LUMENS :** 453lm  
**CBCP :** 661cd  
**EFFICACY :** 50lm/W

# ULTRA - MODEL: DLN32

## 3" Recessed Adjustable Downlight

# WAC

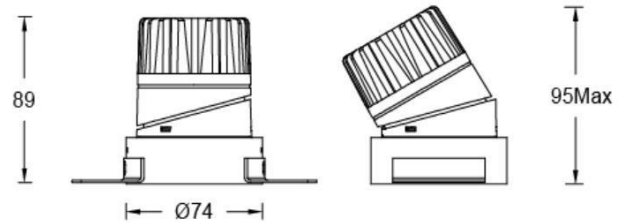
PROJECT :

TYPE :

### Product Image



### Line Drawing



### Product Description

ULTRA series LED round narrow side embedded downlight, through a unique Angle adjustment, taking into account the function of downlighting and adjustment (one light multi-purpose). The whole lamp is sealed to ensure that there is no light leakage during the adjustment process. The lamp adopts modular design, and the field lamp can be freely disassembled and replaced with the reflector and lamp body, so as to realize the free switching of various specifications and light modes. In terms of optics, it adopts a new hidden light technology, good anti-glare performance and color consistency control, mainly suitable for indoor places such as hotels, villas and commercial Spaces.

### Product Features

- Body Material: Aluminum alloy die-casting
- Optical System: Lens + anti-glare reflector
- Finish: Static electricity powder coating
- Adjustable Angle: Vertical 0-30°, horizontal 0-360°
- Accessories: As attached
- Certification: CCC
- IP Rating: IP20
- Insulation Level: Class II
- Operating Temperature: -20°C~40°C

### Product Specifications

- Cut-out: Ø82mm
- Ceiling Thickness: 5mm~25mm
- Shielding Angle: 35°
- LED Type: COB
- Source Lm:
  - 2700K: 7W 682lm ; 8W 758lm; 10W 1080lm; 13W 1404lm
  - 3000K: 7W 720lm ; 8W 800lm; 10W 1150lm; 13W 1495lm
  - 3500K: 7W 752lm ; 8W 835lm; 10W 1195lm; 13W 1554lm
  - 4000K: 7W 765lm ; 8W 850lm; 10W 1210lm; 13W 1573lm
  - 5000K: 7W 774lm; 8W 860lm; 10W 1220lm; 13W 1586lm
- LED Lifetime: >36000h-L70 /B10-Ta25°C(LM-80/TM-21)
- CCT/CRI: 2700K/3000K/3500K/4000K/5000K , CRI≥90
- Input: 220V AC / 50Hz
- Dimming: On-off / 0-10V /DALI
- Net Weight: 0.45Kg without packing

### Order Model

Model	Size	Trim	LED	Driver	Beam	CCT	Reflector	Finish
DLN Downlight N series	3 3"	2 Round Trimless	LM08 COB 8W	E On-Off D 0-10V Dimming	S 8°	27 2700K	B Black S Specular	WT White BK Black
			LM07 COB 7W		N 13°	30 3000K		
			LM10 COB 10W		1 18°	35 3500K		
			LM13 COB 13W	2 28°	40 4000K			
			LM13 COB 13W	3 36°	50 5000K			
			LM13 COB 13W	N No Driver A DALI	5 50°			

Example : DLN32-LM07E-N30SWT

Note: 8°, 13° and 18° Factory default with cellular grille

WAC Lighting  
www.waclighting.com (US)  
www.waclighting.com.cn (China)

Headquarters  
44 Harbor Park Drive • Port Washington, NY  
Phone (516) 515.5000 • Fax (516) 515.5050

WAC Lighting(Shanghai)  
14,Lane 299, Bi Sheng Road, Shanghai 201204,China  
Phone (86.21) 3393.3558 • Fax (86.21) 3362.1598

WAC Lighting reserves the right to periodically design and update products.2024-01-12





# ULTRA - MODEL: DLN32

## 3" Recessed Adjustable Downlight



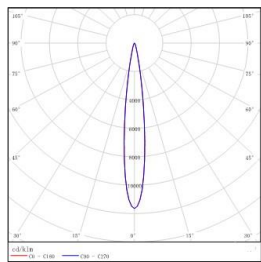
PROJECT :

TYPE :

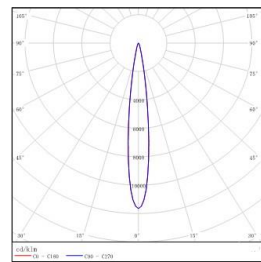
<b>LENS-11-BEL</b> Striped glass lens 	<b>LENS-11-BSL-ULTRA</b> Soft glass lenses 	<b>LENS-11-FR</b> Frosted glass lenses 	<b>LENS-11-HCL-ULTRA</b> Endless bee net grille 
---	--	--	---

Note: A maximum of one optical accessory can be installed. 8°, 13° and 18° are factory default with infinity cellular grilles.

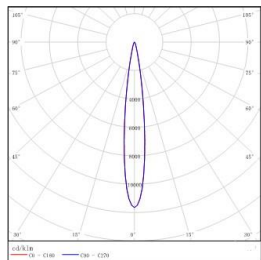
### LIGHT DISTRIBUTION@3000K LUMINAIRE DATA



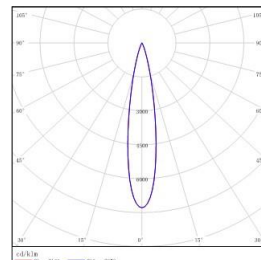
**MODEL :** DLN32-LM07E-N30SWT  
**BEAM ANGLE :** 13°  
**POWER :** 9W  
**LUMENS :** 533lm  
**CBCP :** 5684cd  
**EFFICACY :** 59lm/W



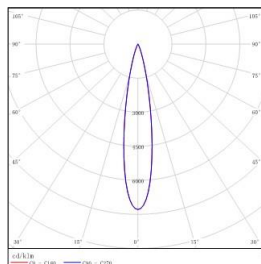
**MODEL :** DLN32-LM10E-N30SWT  
**BEAM ANGLE :** 13°  
**POWER :** 11W  
**LUMENS :** 643lm  
**CBCP :** 7056cd  
**EFFICACY :** 58lm/W



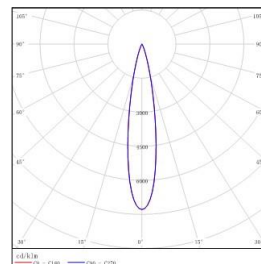
**MODEL :** DLN32-LM13E-N30SWT  
**BEAM ANGLE :** 13°  
**POWER :** 15W  
**LUMENS :** 820lm  
**CBCP :** 8174cd  
**EFFICACY :** 55lm/W



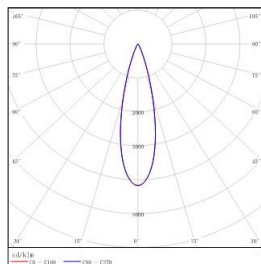
**MODEL :** DLN32-LM07E-130SWT  
**BEAM ANGLE :** 18°  
**POWER :** 9W  
**LUMENS :** 585lm  
**CBCP :** 4163cd  
**EFFICACY :** 65lm/W



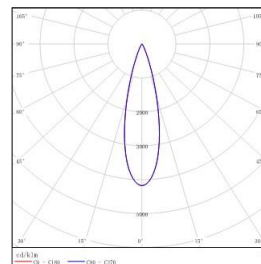
**MODEL :** DLN32-LM10E-130SWT  
**BEAM ANGLE :** 18°  
**POWER :** 11W  
**LUMENS :** 714lm  
**CBCP :** 5090cd  
**EFFICACY :** 65lm/W



**MODEL :** DLN32-LM13E-130SWT  
**BEAM ANGLE :** 18°  
**POWER :** 15W  
**LUMENS :** 935lm  
**CBCP :** 6848cd  
**EFFICACY :** 62lm/W



**MODEL :** DLN32-LM07E-230SWT  
**BEAM ANGLE :** 28°  
**POWER :** 9W  
**LUMENS :** 641lm  
**CBCP :** 2885cd  
**EFFICACY :** 71lm/W



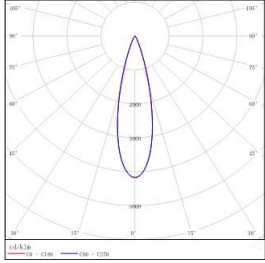
**MODEL :** DLN32-LM10E-230SWT  
**BEAM ANGLE :** 28°  
**POWER :** 11W  
**LUMENS :** 790lm  
**CBCP :** 3511cd  
**EFFICACY :** 72lm/W

**ULTRA - MODEL: DLN32**  
**3" Recessed Adjustable Downlight**

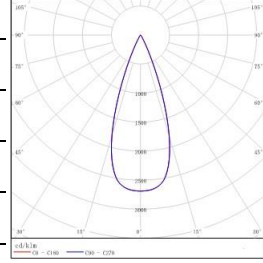


PROJECT :

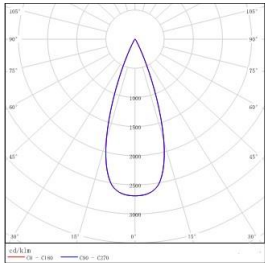
TYPE :



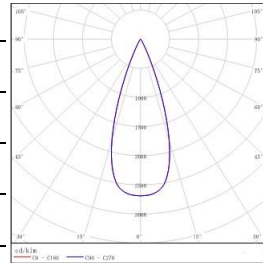
**MODEL :** DLN32-LM13E-230SWT  
**BEAM ANGLE :** 28 °  
**POWER :** 15W  
**LUMENS :** 1035lm  
**CBCP :** 4511cd  
**EFFICACY :** 69lm/W



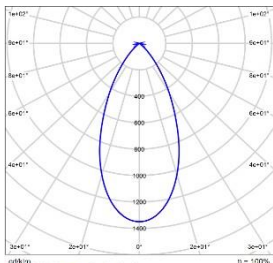
**MODEL :** DLN32-LM07E-330SWT  
**BEAM ANGLE :** 36 °  
**POWER :** 9W  
**LUMENS :** 643lm  
**CBCP :** 1497cd  
**EFFICACY :** 71lm/W



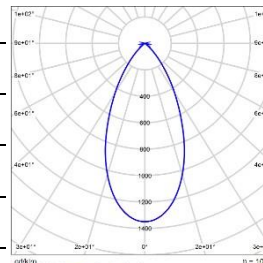
**MODEL :** DLN32-LM10E-330SWT  
**BEAM ANGLE :** 36 °  
**POWER :** 11W  
**LUMENS :** 804lm  
**CBCP :** 1857cd  
**EFFICACY :** 73lm/W



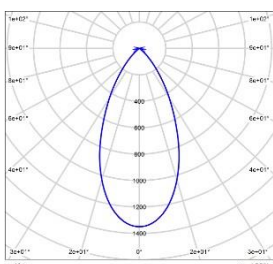
**MODEL :** DLN32-LM13E-330SWT  
**BEAM ANGLE :** 36 °  
**POWER :** 15W  
**LUMENS :** 1024lm  
**CBCP :** 2375cd  
**EFFICACY :** 68lm/W



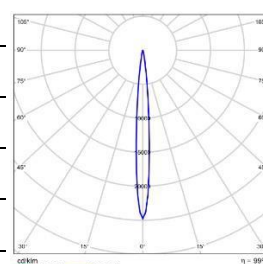
**MODEL :** DLN32-LM07E-530SWT  
**BEAM ANGLE :** 50 °  
**POWER :** 9W  
**LUMENS :** 425lm  
**CBCP :** 574cd  
**EFFICACY :** 47lm/W



**MODEL :** DLN32-LM10E-530SWT  
**BEAM ANGLE :** 50 °  
**POWER :** 11W  
**LUMENS :** 532lm  
**CBCP :** 717cd  
**EFFICACY :** 48lm/W



**MODEL :** DLN32-LM13E-530SWT  
**BEAM ANGLE :** 50 °  
**POWER :** 15W  
**LUMENS :** 677lm  
**CBCP :** 914cd  
**EFFICACY :** 45lm/W



**MODEL :** DLN32-LM08E-S30SWT  
**BEAM ANGLE :** 8 °  
**POWER :** 10W  
**LUMENS :** 375lm  
**CBCP :** 9280cd  
**EFFICACY :** 38lm/W

# ULTRA - MODEL: DLN42

## 4" Recessed Adjustable Downlight

# WAC

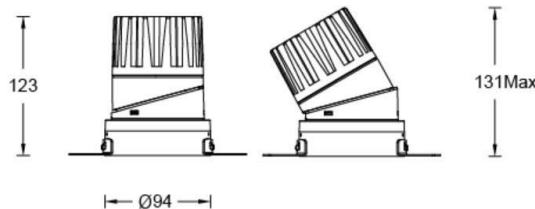
PROJECT :

TYPE :

### Product Image



### Line Drawing



### Product Description

ULTRA series LED round narrow side embedded downlight, through a unique Angle adjustment, taking into account the function of downlighting and adjustment (one light multi-purpose). The whole lamp is sealed to ensure that there is no light leakage during the adjustment process. The lamp adopts modular design, and the field lamp can be freely disassembled and replaced with the reflector and lamp body, so as to realize the free switching of various specifications and light modes. In terms of optics, it adopts a new hidden light technology, good anti-glare performance and color consistency control, mainly suitable for indoor places such as hotels, villas and commercial Spaces.

### Product Features

- Body Material: Aluminum alloy die-casting
- Optical System: Lens + anti-glare reflector
- Finish: Static electricity powder coating
- Adjustable Angle: Vertical 0-30°, horizontal 0-360°
- Accessories: As attached
- Certification: CCC
- IP Rating: IP20
- Insulation Level: Class II
- Operating Temperature: -20°C~40°C

### Product Specifications

- Cut-out: Ø105mm
- Ceiling Thickness: 5mm~25mm
- Shielding Angle: 35°
- LED Type: COB
- Source Lm:
  - 2700K: 8W 682lm ; 13W1530lm; 18W 2065lm; 25W 2755lm
  - 3000K: 8W 720lm ; 13W 1645lm; 18W 2220lm; 25W 2960lm
  - 3500K: 8W 752lm ; 13W1680lm; 18W 2270lm; 25W 3025lm
  - 4000K: 8W 765lm ; 13W 1770lm; 18W 2390lm; 25W 3185lm
  - 5000K: 8W 774lm; 13W 1780lm; 18W 2405lm; 25W 3205lm
- LED Lifetime: >36000h-L70 /B10-Ta25°C(LM-80/TM-21)
- CCT/CRI: 2700K/3000K/3500K/4000K/5000K , CRI≥90
- Input: 220V AC / 50Hz
- Dimming: On-off / 0-10V /DALI
- Net Weight: 0.8Kg without packing

### Order Model

Model	Size	Trim	LED	Driver	Beam	CCT	Reflector	Finish
DLN Downlight N series	4 4"	1 Round Trimless	LM08 COB 8W	E On-Off D 0-10V Dimming	S 8°	27 2700K	B Black S Specular	WT White BK Black
			LM13 COB 13W		N 13°	30 3000K		
			LM18 COB 18W		1 19°	35 3500K		
			LM25 COB 25W	2 28°	40 4000K			
			LM25 COB 25W	3 36°	50 5000K			
				N No Driver A DALI	5 50°			

Example : DLN42-LM18E-230SWT

# ULTRA - MODEL: DLN42

## 4" Recessed Adjustable Downlight



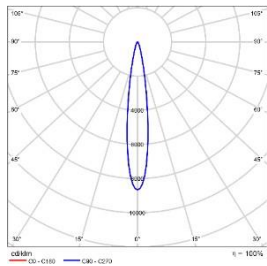
PROJECT :

TYPE :

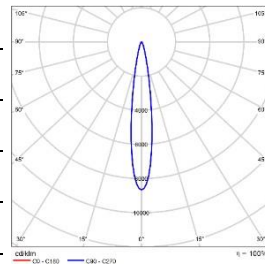
<b>LENS-16-BEL-C</b> Striped glass lens 	<b>LENS-16-BSL-SW</b> Soft glass lenses 	<b>LENS-16-HCL-ULTRA</b> Endless bee net grille 
--	---	--

Note: A maximum of one optical accessory can be installed. Factory without accessories, need to order separately.

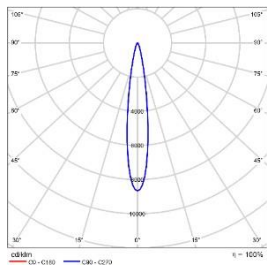
### LIGHT DISTRIBUTION@3000K LUMINAIRE DATA



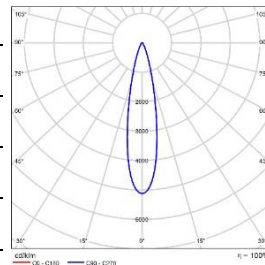
**MODEL :** DLN42-LM13E-N30SWT  
**BEAM ANGLE :** 13 °  
**POWER :** 15W  
**LUMENS :** 969lm  
**CBCP :** 8386cd  
**EFFICACY :** 65lm/W



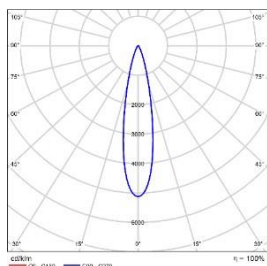
**MODEL :** DLN42-LM18E-N30SWT  
**BEAM ANGLE :** 13 °  
**POWER :** 21W  
**LUMENS :** 1309lm  
**CBCP :** 11333cd  
**EFFICACY :** 62lm/W



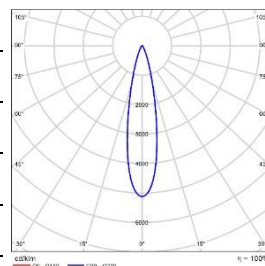
**MODEL :** DLN42-LM25E-N30SWT  
**BEAM ANGLE :** 13 °  
**POWER :** 29W  
**LUMENS :** 1716lm  
**CBCP :** 14853cd  
**EFFICACY :** 59lm/W



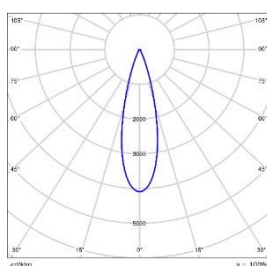
**MODEL :** DLN42-LM13E-130SWT  
**BEAM ANGLE :** 19 °  
**POWER :** 15W  
**LUMENS :** 1135lm  
**CBCP :** 5812cd  
**EFFICACY :** 76lm/W



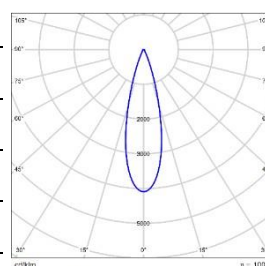
**MODEL :** DLN42-LM18E-130SWT  
**BEAM ANGLE :** 19 °  
**POWER :** 21W  
**LUMENS :** 1533lm  
**CBCP :** 7854cd  
**EFFICACY :** 73lm/W



**MODEL :** DLN42-LM25E-130SWT  
**BEAM ANGLE :** 19 °  
**POWER :** 29W  
**LUMENS :** 2009lm  
**CBCP :** 10294cd  
**EFFICACY :** 69lm/W



**MODEL :** DLN42-LM13E-230SWT  
**BEAM ANGLE :** 28 °  
**POWER :** 15W  
**LUMENS :** 1327lm  
**CBCP :** 5429cd  
**EFFICACY :** 88lm/W



**MODEL :** DLN42-LM18E-230SWT  
**BEAM ANGLE :** 28 °  
**POWER :** 21W  
**LUMENS :** 1793lm  
**CBCP :** 7336cd  
**EFFICACY :** 85lm/W

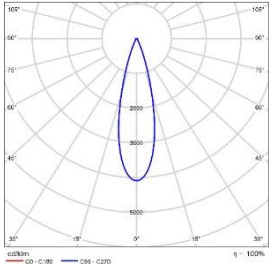
# ULTRA - MODEL: DLN42

## 4" Recessed Adjustable Downlight

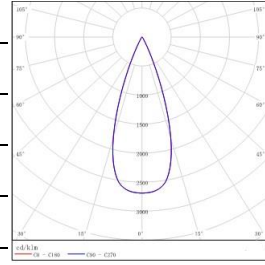


PROJECT :

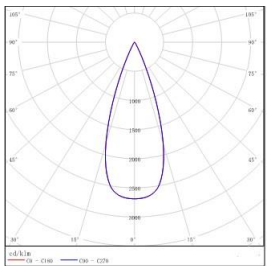
TYPE :



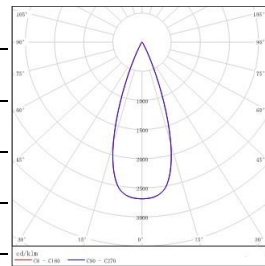
**MODEL :** DLN42-LM25E-230SWT  
**BEAM ANGLE :** 28 °  
**POWER :** 29W  
**LUMENS :** 2351lm  
**CBCP :** 9615cd  
**EFFICACY :** 81lm/W



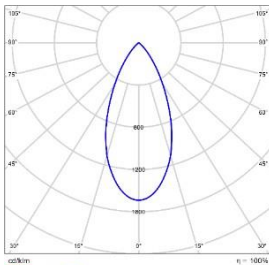
**MODEL :** DLN42-LM13E-330SWT  
**BEAM ANGLE :** 36 °  
**POWER :** 15W  
**LUMENS :** 1268lm  
**CBCP :** 2722cd  
**EFFICACY :** 85lm/W



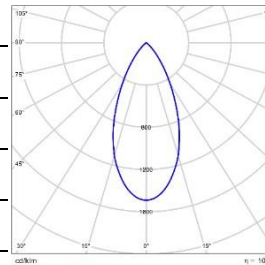
**MODEL :** DLN42-LM18E-330SWT  
**BEAM ANGLE :** 36 °  
**POWER :** 21W  
**LUMENS :** 1714lm  
**CBCP :** 3679cd  
**EFFICACY :** 82lm/W



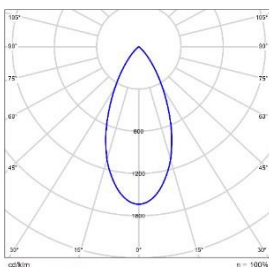
**MODEL :** DLN42-LM25E-330SWT  
**BEAM ANGLE :** 36 °  
**POWER :** 29W  
**LUMENS :** 2246lm  
**CBCP :** 4821cd  
**EFFICACY :** 77lm/W



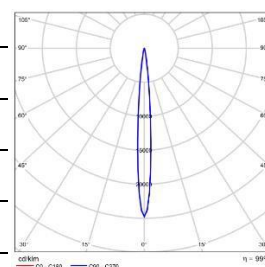
**MODEL :** DLN42-LM13E-530SWT  
**BEAM ANGLE :** 50 °  
**POWER :** 15W  
**LUMENS :** 1237lm  
**CBCP :** 1843cd  
**EFFICACY :** 82lm/W



**MODEL :** DLN42-LM18E-530SWT  
**BEAM ANGLE :** 50 °  
**POWER :** 21W  
**LUMENS :** 1671lm  
**CBCP :** 2490cd  
**EFFICACY :** 80lm/W



**MODEL :** DLN42-LM25E-530SWT  
**BEAM ANGLE :** 50 °  
**POWER :** 29W  
**LUMENS :** 2190lm  
**CBCP :** 3263cd  
**EFFICACY :** 76lm/W



**MODEL :** DLN42-LM08E-S30SWT  
**BEAM ANGLE :** 8 °  
**POWER :** 10W  
**LUMENS :** 375lm  
**CBCP :** 9280cd  
**EFFICACY :** 38lm/W