

LIGNE PRO - MODEL: LGAS6

Linear Luminaires

PROJECT:

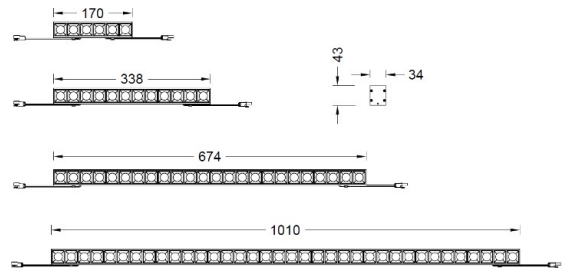


TYPE:

Product Image



Line Drawing



Product Description

Ceilinged Graze, SUBROSA hidden light technology, multiple light distribution, DC24V input, end to end connection. It is suitable for linear wall washing in hotels and commercial public areas.

Product Features

- Body Material: Aluminum alloy extrusion lamp body
- Optical System: Lens+ SUBOROSA optical system
- Finish: Static electricity powder coating
- Direction of projection: /
- Accessories/Brackets: /
- Certification: CQC
- IP Rating: IP20
- Insulation Level: Class III
- Operating Temperature: -20°C~40°C

Product Specifications

- Cut-out: /
- Ceiling Thickness: /
- Shielding Angle: 35°
- LED Type: SMD LED
- Source Lm: 1600lm@18W/m; 2600lm@30W/m
- LED Lifetime: >50000h-L70 /B10-Ta25°C(LM-80/TM-21)
- CCT/CRI: 2700K / 3000K / 4000K, Ra90
- SDCM: 3 SDCM
- Input: 24V DC
- Dimming: The dimmer module is configured by the user
- Net Weight: About 1.3Kg/m, without packaging

Order Model

Model	Sys. Power	LED Num.	Length	Driver	Beam	CCT	Reflector	Finish
LGAS6	18 18W/m	06 6 pcs	170mm	N No Driver	E 22°x44°	27 2700K	B	BK Black
Linear Graze	30 30W/m	12 12 pcs	338mm		1 16°	30 3000K	Black	WT White
A series		24 24 pcs	674mm		2 22°	40 4000K		
Surface mounting		36 36 pcs	1010mm		3 33° 4 44°			

Example: LGAS6-3036N-230BBK

Attachment

/

LIGHT DISTRIBUTION@3000K LUMINAIRE DATA

WAC Lighting
www.waclighting.com (US)
www.waclighting.com.cn (China)

Headquarters
44 Harbor Park Drive • Port Washington, NY
Phone (516) 515.5000 • Fax (516) 515.5050

WAC Lighting(Shanghai)
14,Lane 299, Bi Sheng Road, Shanghai 201204,China
Phone (86.21) 3393.3558 • Fax (86.21) 3362.1598

WAC Lighting reserves the right to periodically design and update products.2024-03-08

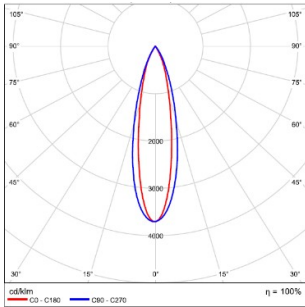
LIGNE PRO - MODEL: LGAS6

Linear Luminaires

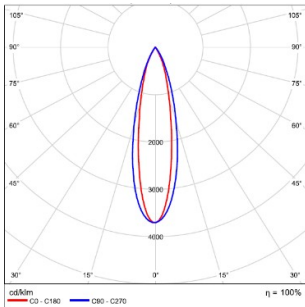


PROJECT:

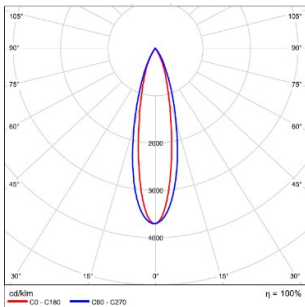
TYPE:



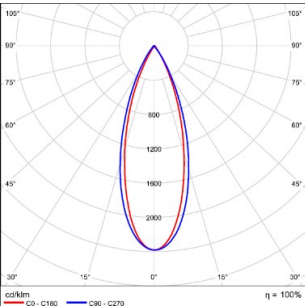
MODEL:	LGAS6-1836N-E30BBK	LGAS6-3036N-E30BBK
BEAM ANGLE:	22°X44°	22°X44°
POWER:	18 W/m	30 W/m
LUMENS:	1002lm	1566lm
CBCP:	2509cd	3920cd
EFFICACY:	56 lm/W	52 lm/W



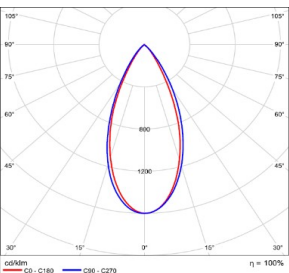
MODEL:	LGAS6-1836N-130BBK	LGAS6-3036N-130BBK
BEAM ANGLE:	16°	16°
POWER:	18 W/m	30 W/m
LUMENS:	1178lm	1840lm
CBCP:	5419cd	8467cd
EFFICACY:	65 lm/W	61 lm/W



MODEL:	LGAS6-1836N-230BBK	LGAS6-3036N-230BBK
BEAM ANGLE:	22°	22°
POWER:	18 W/m	30 W/m
LUMENS:	1210lm	1891lm
CBCP:	4489cd	7014cd
EFFICACY:	67 lm/W	63 lm/W



MODEL:	LGAS6-1836N-330BBK	LGAS6-3036N-330BBK
BEAM ANGLE:	33°	33°
POWER:	18 W/m	30 W/m
LUMENS:	1213 lm	1895 lm
CBCP:	2893 cd	4521 cd
EFFICACY:	67 lm/W	63 lm/W



MODEL:	LGAS6-1836N-430BBK	LGAS6-3036N-E30BBK
BEAM ANGLE:	44°	44°
POWER:	18 W/m	30 W/m
LUMENS:	940 lm	1469 lm
CBCP:	1507 cd	2354 cd
EFFICACY:	52 lm/W	49 lm/W