

# OCULARC WALL WASHER - MODEL: SL46W

## Mini Track Luminaires (24V)

# WAC

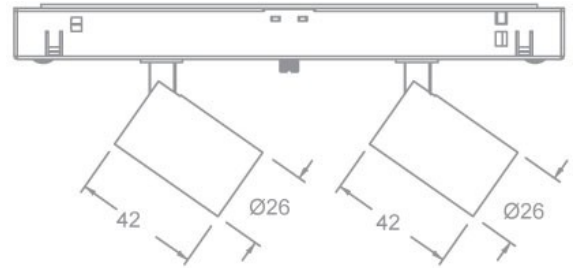
PROJEC:

TYPE:

Product Image



Line Drawing



### Product Description

The Ocularc Wall Washer (hereinafter referred to as WW) series low-voltage track lighting fixtures are compatible with the WAC mini track system. The lighting fixtures are flexible, compact, and have the same appearance as the Oculus Focus version; Adopting WAC's leading optical technology, it can evenly wash and brighten the illuminated surface, meeting the needs of different application environments, and is widely used in exhibition cabinet spaces in museums and art galleries.

### Product Features

- Body Material : Aluminum alloy die-casting
- Optical System: : Doublet lens
- Finish : Static electricity powder coating
- Adjustable Angle: Horizontal 0-365° ; Vertical 0-90°
- Accessories : As attached
- Certification : CQC
- IP Rating : IP20
- Insulation Level : Class III
- Operating Temperature : -20°C~40°C

### Product Specifications

- LED type : HP LED
- LED power : 2\*3W
- Source Lm : 3000K : 2\*250lm ; 4000K : 2\*265lm
- LED lifetime : >50000h-L70 / B10-Ta25°C(LM-80/TM-21)
- CCT/CRI : 3000K / 4000K ; Ra90 and Ra97(>Ra95)
- SDCM : 3 SDCM
- Input : 24VDC
- Dimming : Knob dimming (10%~100%) or ON-OFF (supports system dimming, requires external dimming constant voltage appliances, and matches the dimming system)
- Net Weight: 0.2Kg without packing

### Order Model

Model	LED	Dimming	Beam	CRI	CCT	Finish
<b>SL46W</b> Ocularc WW	<b>LD06</b> LED 2*3W	<b>O</b> On-boarding <b>E</b> ON-OFF <sup>①</sup>	<b>W</b> Washer	<b>9</b> 90 <b>A</b> 97	<b>30</b> 3000K <b>40</b> 4000K	<b>BK</b> Black

Example : SL46WLD06-O-W930BK

Explanatory note : ①The system dimming needs to be determined by an external dimmable constant voltage electrical device

### Accessory

<b>Low voltage track Mini track</b> spec : 1m, 2m, 3m MT1M-BK-C 1m MT2M-BK-C 2m MT3M-BK-C 3m		<b>Rail power supply end</b> MLE-BK-C	
<b>Type I rail connector</b> MI-BK-C		<b>L-shaped rail connector</b> ML-BK-C	

Attention: The low-voltage track adopts surface installation and comes with two end caps; If hanging installation is required, please contact WAC.

# OCULARC WALL WASHER - MODEL: SL46W

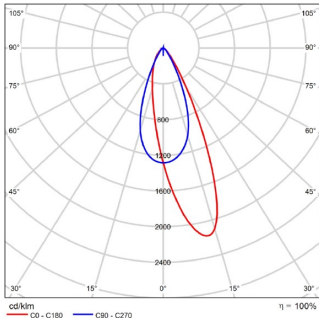
## Mini Track Luminaires (24V)



PROJEC:

TYPE:

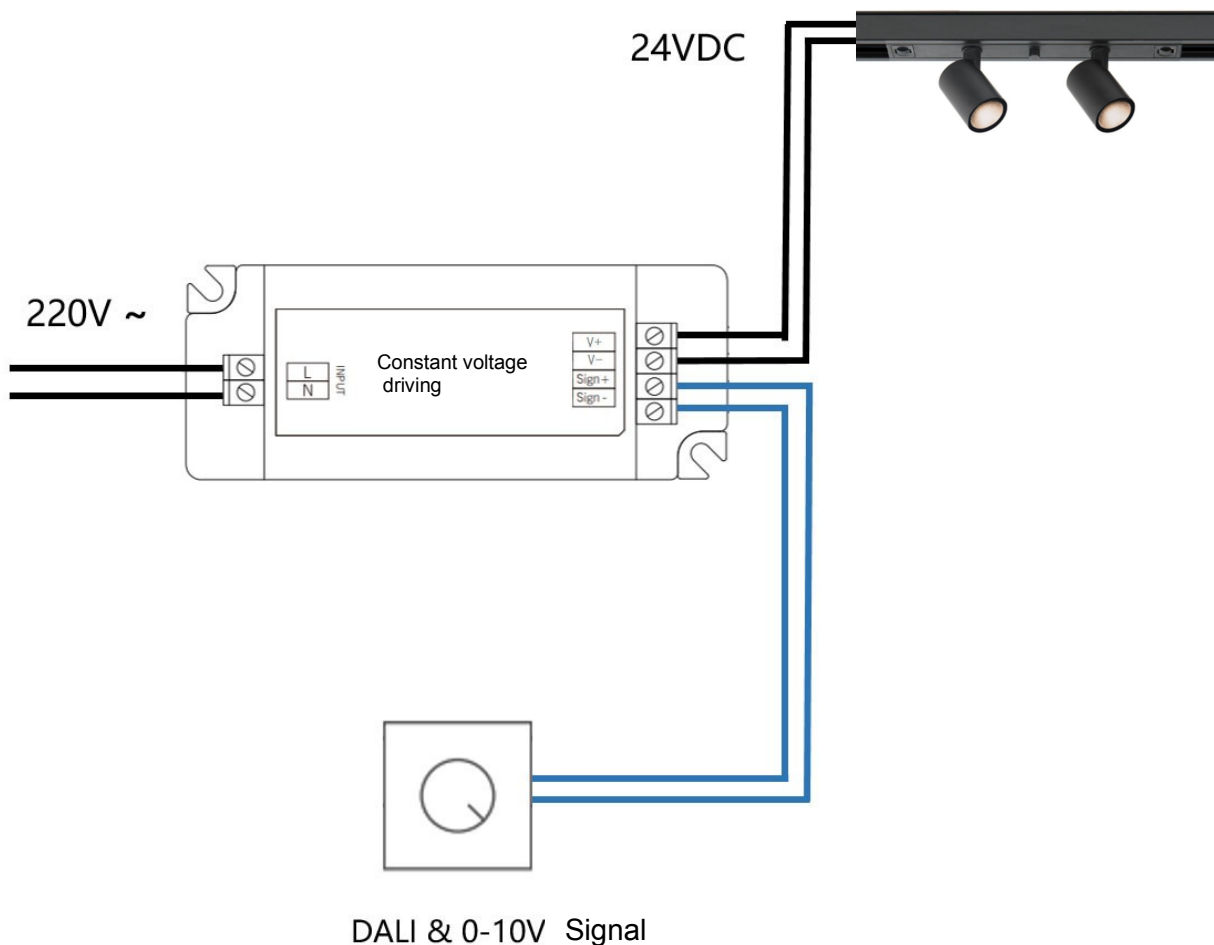
### LIGHT DISTRIBUTION@3000K LUMINAIRE DATA



MODEL :	SL46WLD06-O-W930
BEAM ANGLE :	Wash
POWER :	2*4W
LUMENS:	2*162lm
CBCP :	/
EFFICACY :	41lm/W

### System Dimming Wiring Diagram ( TYPE : SL46WLD06-E )

This circuit lighting fixture can support system dimming, and the wiring diagram is as follows (the dimming method is determined by the constant voltage electrical appliance). It is necessary to conduct dimming matching tests in advance.



# OCULARC WALL WASHER-MODEL: SL48W

## Mini Track Luminaires (24V)

# WAC

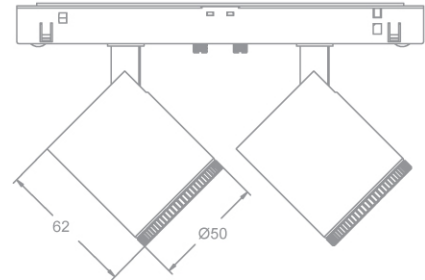
PROJEC:

TYPE :

Product Image



Line Drawing



### Product Description

The Ocularc Wall Washer (hereinafter referred to as WW) series low-voltage track lighting fixtures are compatible with the WAC mini track system. The lighting fixtures are flexible, compact, and have the same appearance as the Oculus Focus version; Adopting WAC's leading optical technology, it can evenly wash and brighten the illuminated surface, meeting the needs of different application environments, and is widely used in exhibition cabinet spaces in museums and art galleries.

### Product Description

- Body Material : Aluminum alloy die-casting
- Optical System : Doublet lens
- Finish : Static electricity powder coating
- Adjustable Angle: Horizontal 0-365° ; Vertical 0-90°
- Accessories : As attached
- Certification : CQC
- IP Rating : IP20
- Insulation Level : Class III
- Operating Temperature : -20°C~40°C

### Product Specifications

- LED Type : HP LED
- LED power : 2\*10W
- Source Lm : 3000K : 2\*950lm ; 4000K : 2\*1000lm
- LED Lifetime : >50000h-L70 / B10-Ta25°C(LM-80/TM-21)
- CCT/CRI : 3000K / 4000K ; Ra90 and Ra97(>Ra95)
- SDCM : 3 SDCM
- Input : 24VDC
- Dimming : Knob dimming (10%~100%) or ON-OFF (supports system dimming, requires external dimming constant voltage appliances, and matches the dimming system)
- Net Weight : 0.2Kg without packing

### Order Model

Model	LED	Dimming	Beam	CRI	CCT	Finish
<b>SL48W</b> Ocularc WW	<b>LD20</b> LED 2*10W	<b>O</b> On-boarding <b>E</b> ON-OFF <sup>①</sup>	<b>W</b> Washer	<b>9</b> 90 <b>A</b> 97	<b>30</b> 3000K <b>40</b> 4000K	<b>BK</b> Black
SL48W	LD20	O	W	9	30	BK

Example : SL48WLD20-O-W930BK

Explanatory note : ①The system dimming needs to be determined by an external dimmable constant voltage electrical device.

### Accessory

<b>Low voltage track Mini track</b> spec :1m, 2m, 3m MT1M-BK-C 1m MT2M-BK-C 2m MT3M-BK-C 3m		<b>Rail power supply end</b> MLE-BK-C	
<b>Type I rail connector</b> MI-BK-C		<b>L-shaped rail connector</b> ML-BK-C	

Attention: Low voltage rail surface mounted, comes with two end caps; If hanging installation is required, please contact WAC.

# OCULARC WALL WASHER-MODEL: SL48W

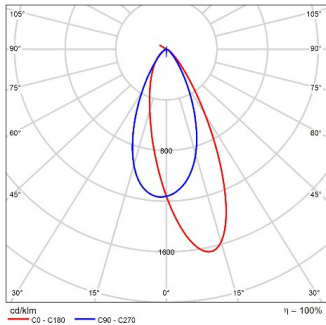
## Mini Track Luminaires (24V)

# WAC

PROJEC:

TYPE:

### LIGHT DISTRIBUTION@3000K LUMINAIRE DATA



MODEL :	SL48WLD20-O-W930
BEAM ANGLE :	Wash
POWER :	2*11W
LUMENS:	2*409lm
CBCP :	/
EFFICACY :	37lm/W

### System Dimming Wiring Diagram ( TYPE : SL48WLD20-E )

This circuit lighting fixture can support system dimming, and the wiring diagram is as follows (the dimming method is determined by the constant voltage electrical appliance). It is necessary to conduct dimming matching tests in advance.

