

# ULTRA- MODEL: HG-ZLZD-E12(10)WDLN35

3 "Quadrate recessed fire emergency downlight

# WAC

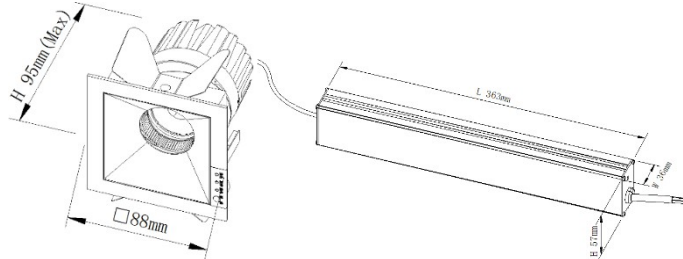
PROJECT:

TYPE:

## Product Image



## Line Drawing



## Product Description

ULTRA series LED circular embedded fire emergency downlight, through the patented Angle adjustment method, taking into account the function of downlighting and adjustment (multi-purpose light), while no light leakage during the Angle adjustment process. The structural and electrical design meets the CCCF, retains the narrow edge style, and blends perfectly with the ceiling after installation. Optical uses a new hidden light technology, good anti-glare performance and color consistency control, with comfortable light effect, mainly suitable for hotels, villas and commercial space and other indoor places.

## Product Features

- Body Material: Aluminum alloy die-cast lamp body
- Optical System: Lens + anti-glare reflector
- Finish: Electrostatic powder spraying
- Adjustable Angle: Vertical adjustment 0-30 °, horizontal adjustment 0-360 °
- Accessories: As attached
- Certification: CCCF(CertificationcodeHG-ZLZD-E12WDLN35/HG-ZLZD-E10WDLN35)
- IP Rating: IP30
- Insulation Level: Class I
- Operating Temperature: -20°C~40°C

## Product Specifications

- Cut-out: Ø79\*79mm
- Ceiling Thickness: 5mm~25mm
- Shielding Angle: 35°
- LED Type: COB
- Source Lm: 3000K : 3000K :800lm(10W)、 1150lm(12W);
- LED Lifetime: >50000h-L70/B10-Ta25°C(LM-80/TM-21)
- CCT/CRI: >36000h-L70/B10-Ta2°C(LM-80/TM-21)
- SDCM: 2700K/3000K/3500K/4000K/5000K,CRI ≥90
- Input: 220V AC / 50 Hz
- Dimming: It is not dimmed and must be used in strict accordance with fire emergency standards
- Net Weight: 0.1Kg without packing
- Emergency time > 90min (typical value 120min), > 50lm

## Order Model

Model	Sys. Power	Type	Beam	CCT	Reflector	Finish
<b>DL</b> Downlight	<b>10W</b> :10W <b>12W</b> :12W	N35 DLN35	<b>N</b> 13°	<b>27</b> 2700K	<b>B</b> Black <b>S</b> Specular	<b>W</b> White <b>B</b> Black
			<b>1</b> 18°	<b>30</b> 3000K		
			<b>2</b> 28°	<b>35</b> 3500K		
			<b>3</b> 36°	<b>40</b> 4000K		
				<b>50</b> 5000K		

Example: DL10WN35130BW

WAC Lighting  
www.wacighting.com (US)  
www.wacighting.com.cn (China)

Headquarters  
44 Harbor Park Drive • Port Washington, NY  
Phone (516) 515.5000 • Fax (516) 515.5050

WAC Lighting(Shanghai)  
14,Lane 299, Bi Sheng Road, Shanghai 201204,China  
Phone (86.21) 3393.3558 • Fax (86.21) 3362.1598





# ULTRA- MODEL: HG-ZLZD-E12(10)WDLN35

## 3 "Quadrate recessed fire emergency downlight



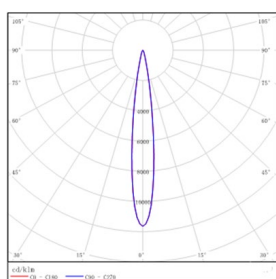
PROJECT:

TYPE:

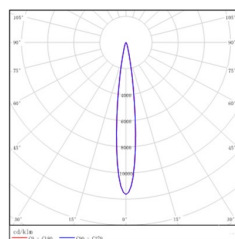
<b>LENS-11-BEL</b> Striped glass lens 	<b>LENS-11-BSL-ULTRA</b> Soft glass lenses 	<b>LENS-11-FR</b> Frosted glass lenses 	<b>LENS-11-HCL-ULTRA</b> Endless bee net grid 
--	---	---	--

Note: Up to one optical accessory can be added; Which 13° and 18° factory default with infinity cellular grille.

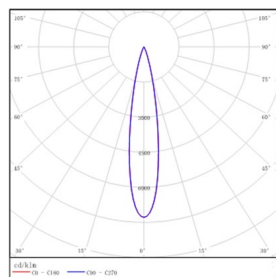
### LIGHT DISTRIBUTION@3000K LUMINAIRE DATA



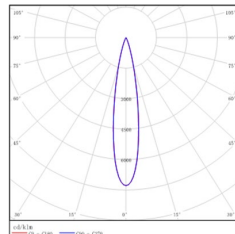
**MODEL:** DL10WN35N30  
**BEAM ANGLE:** 13°  
**POWER:** 10W  
**LUMENS:** 533lm  
**CBCP:** 5684cd  
**EFFICACY:** 53lm/W



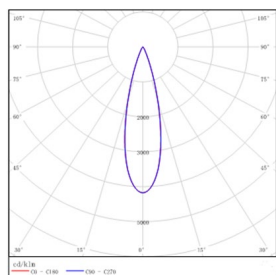
**MODEL:** DL12WN35N30  
**BEAM ANGLE:** 13°  
**POWER:** 12W  
**LUMENS:** 643lm  
**CBCP:** 7056cd  
**EFFICACY:** 54lm/W



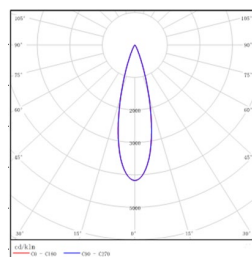
**MODEL:** DL10WN35130  
**BEAM ANGLE:** 18°  
**POWER:** 10W  
**LUMENS:** 585lm  
**CBCP:** 4163cd  
**EFFICACY:** 59lm/W



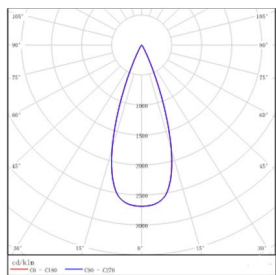
**MODEL:** DL12WN35130  
**BEAM ANGLE:** 18°  
**POWER:** 12W  
**LUMENS:** 714lm  
**CBCP:** 5090cd  
**EFFICACY:** 60lm/W



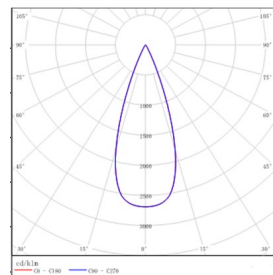
**MODEL:** DL10WN35230  
**BEAM ANGLE:** 28°  
**POWER:** 10W  
**LUMENS:** 641lm  
**CBCP:** 2885cd  
**EFFICACY:** 64lm/W



**MODEL:** DL12WN35230  
**BEAM ANGLE:** 28°  
**POWER:** 12W  
**LUMENS:** 790lm  
**CBCP:** 3511cd  
**EFFICACY:** 66lm/W



**MODEL:** DL10WN35330  
**BEAM ANGLE:** 36°  
**POWER:** 10W  
**LUMENS:** 643lm  
**CBCP:** 1497cd  
**EFFICACY:** 64lm/W



**MODEL:** DL12WN35330  
**BEAM ANGLE:** 36°  
**POWER:** 12W  
**LUMENS:** 804lm  
**CBCP:** 1857cd  
**EFFICACY:** 67lm/W

**ULTRA- MODEL: HG-ZLZD-E12(10)WDLN35**  
3 "Quadrate recessed fire emergency downlight



PROJECT:

TYPE:

---

**Instructions for use**

---

**There are:** red (charging), green (main), yellow (fault) three color indicators (or red, yellow and green three-color indicators), a test button, a buzzer (electrical box).

**Main power:** green light, when the light is long on, it means that the mains is normal (Note: the lamp has an automatic voltage conversion circuit, if the mains voltage is about 150V, the lamp will be transferred from the mains state to the emergency state, when the mains voltage rises to about 170V, the lamp will automatically restore the mains state from the emergency state. When using this lamp, check whether the input AC voltage is normal). If this indicator blinks slowly, the lamp enters the monthly inspection state. This flash indicator indicates that the luminaire has entered the annual inspection state.

**Fault:** The indicator is yellow, and the status is as follows:

1. When the battery is not installed or the battery cable is not properly connected, the DC fuse is open, the battery is short-circuiting or failing, or the battery charging circuit is short-circuiting, the yellow indicator blinks at a slow time.
2. The light source is open or short circuited, and the yellow light is blinking quickly when the emergency circuit is faulty.
3. When the annual inspection time is less than 30min, the yellow light is on for a long time.

**Test button:** self-compound button, the user should be according to the requirements of the fire department to carry out regular inspection of the emergency light. If the pressing time is < 3S, the main power supply failure is simulated. If the pressing time is 3-6S, the lamps enter the monthly inspection state, and if the pressing time is > 6S, the lamps enter the annual inspection state. The button can be restored to the normal state during the monthly inspection and annual inspection. Under the emergency condition of the lamp, press > 3S continuously to turn off the emergency output.

**Buzzer:** When the lamp fails, it rings for 1S and stops for 10S, reminding the user to repair according to the status of the yellow fault indicator.

**Overdischarge protection:** the lamp circuit has accurate overdischarge protection, when the battery voltage is discharged to 82-85% of the rated voltage, the overdischarge circuit will cut off the discharge circuit in time, and the current is zero after cutting off, which can effectively protect the battery and extend the service life of the lamp.

**Monthly inspection and annual inspection:** The lamp has automatic monthly inspection and annual inspection functions. If the lamp is in normal use and does not discharge to the state of automatic shutdown during emergency work, the lamp will automatically change from the main power working state to the emergency working state every  $30 \pm 2$  days after 48H of power supply and continue for 60S, and then automatically restore to the main power working state, and the green indicator will enter the state of slow blinking. If the lamp does not discharge to the state of automatic shutdown during emergency work every 1 year, it will automatically change from the state of main power to the state of emergency work and continue until the discharge is terminated, and then automatically restore to the state of main power work, and the green indicator light will enter the state of fast blinking. If the emergency working time is less than 30 minutes, the lamp buzzer will sound for 1S, stop for 10S, and the yellow indicator will keep on.

The light source and battery of this series of lamps are replaced by non-users, if necessary, please contact the local dealer or manufacturer.