

SLANA - MODEL: EW2SS


Surface Mounted Luminaires



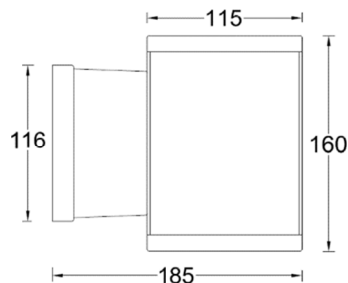
PROJECT:

TYPE:

Product Image



Line Drawing



Product Description

The Slana 5 'square wall mounted tube lamp is more decorative in architectural lighting, adopting wall installation, unidirectional light distribution, exquisite and meticulous appearance and structural design, excellent optical performance, and flexible humanized accessories can bring users a perfect lighting environment experience, suitable for functional lighting in public high spaces.

Product Features

- Body Material: Die cast aluminum alloy end caps and aluminum alloy lamp bodies
- Optical System: Efficient and low glare TIR lens with special design
- Finish: electrostatic powder coating
- Adjustable Angle: /
- Accessories: /
- Certification: CCC
- IP Rating: IP65
- Insulation Level: Class I
- Operating Temperature: -20°C~50°C

Product Specifications

- LED Type: COB
- LED Power: 25W Max
- Source Lm: 3000K 2540lm;4000K 2640lm
- LED Lifetime: >50000h-L70 /B10-Ta25°C(LM-80/TM-21)
- CCT/CRI: 3000K/4000K, Ra80
- SDCM: 3 SDCM
- Input: 220V AC / 50Hz
- Dimming: ON-OFF/0-10V dimming (compatibility testing must be conducted with the project site system in advance)
- Net Weight: 2.0Kg without packing

Order Model

Model	Comment	Power (W)	LEDs (quantity)	Max Lumens (lm)	Control Systems	Beam	CCT	Finish
EW2S	S single	27 25(Max)	COB	2251	EL ON-OFF 220V AC Power Supply	1 16° 2 21° 3 33°	30 3000K 40 4000K	WT White BK Black
					DL 0-10V Dimming 220V AC Power Supply	A Away from the wall T Towards the wall		

Example: EW2SS-27EL-130WT

WAC Lighting
www.waclighting.com (US)
www.waclighting.com.cn (China)

Headquarters
44 Harbor Park Drive • Port Washington, NY
Phone (516) 515.5000 • Fax (516) 515.5050

WAC Lighting(Shanghai)
14,Lane 299, Bi Sheng Road, Shanghai 201204,China
Phone (86.21) 3393.3558 • Fax (86.21) 3362.1598

SLANA - MODEL: EW2SS

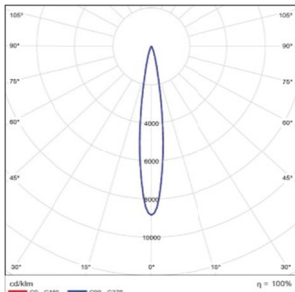
Surface Mounted Luminaires

WAC

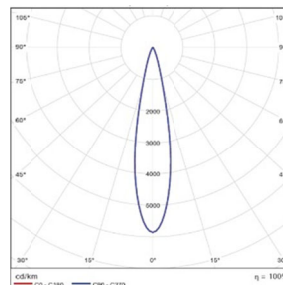
PROJECT:

TYPE:

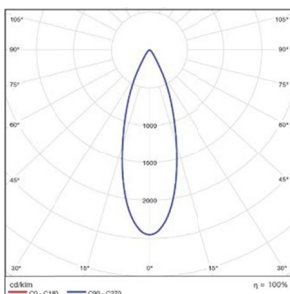
LIGHT DISTRIBUTION@3000K LUMINAIRE DATA



MODEL: EW2SS-27EL-130BK
BEAM ANGLE: 15.5°
POWER: 30W
LUMENS: 2096.3 lm
CBCP: /
EFFICACY: 69.8lm /W



MODEL: EW2SS-27EL-230BK
BEAM ANGLE: 21°
POWER: 29.8W
LUMENS: 2251 lm
CBCP: /
EFFICACY: 75.4 lm /W



MODEL: EW2SS-27EL-330BK
BEAM ANGLE: 32.7°
POWER: 29.8W
LUMENS: 2126.4lm
CBCP: /
EFFICACY: 71.4lm /W

WAC Lighting
www.waclighting.com (US)
www.waclighting.com.cn (China)

Headquarters
44 Harbor Park Drive • Port Washington, NY
Phone (516) 515.5000 • Fax (516) 515.5050

WAC Lighting(Shanghai)
14, Lane 299, Bi Sheng Road, Shanghai 201204, China
Phone (86.21) 3393.3558 • Fax (86.21) 3362.1598

WAC Lighting reserves the right to periodically design and update products. 2024-03-06

SLANA - MODEL: EW2MS
Surface Mounted Downlighting



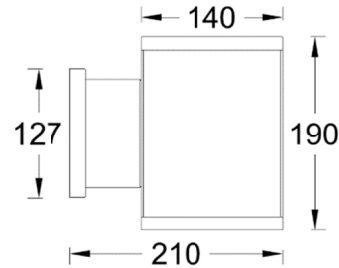
PROJECT:

TYPE:

Product Image



Line Drawing



Product Description

The Slana 6 'square wall mounted tube lamp is more decorative in architectural lighting, adopting wall installation, unidirectional light distribution, exquisite and meticulous appearance and structural design, excellent optical performance, and flexible humanized accessories can bring users a perfect lighting environment experience, suitable for functional lighting in public high spaces.

Product Features

- Body Material: Die cast aluminum alloy end caps and aluminum alloy lamp bodies
- Optical System: Efficient and low glare TIR lens with special design
- Finish: electrostatic powder coating
- Adjustable Angle: /
- Accessories: /
- Certification: CCC
- IP Rating: IP65
- Insulation Level: Class I
- Operating Temperature: -20°C~50°C

Product Specifications

- LED Type: COB
- LED Power: 32W Max
- Source Lm: 3000K 4571lm;4000K 4710lm
- LED Lifetime: >50000h-L70 /B10-Ta25°C(LM-80/TM-21)
- CCT/CRI: 3000K/4000K, Ra80
- SDCM: 3 SDCM
- Input: 220V AC / 50Hz
- Dimming: ON-OFF/0-10V dimming (compatibility testing must be conducted with the project site system in advance)
- Net Weight: 2.7Kg without packing

Order Model

Model	Comment	Power (W)	LEDs (quantity)	Max Lumens (lm)	Control Systems	Beam	CCT	Finish
EW2M	S Single Directional	36 32(Max)	COB	2783	EL ON-OFF 220V AC Power Supply	1 16° 2 30° 4 40°	30 3000K 40 4000K	WT White
					DL 0-10V Dimming 220V AC Power Supply	A Away from the wall T Towards the wall		BK Black

Example: EW2MS-36EL-130WT

WAC Lighting
www.waclighting.com (US)
www.waclighting.com.cn (China)

Headquarters
44 Harbor Park Drive • Port Washington, NY
Phone (516) 515.5000 • Fax (516) 515.5050

WAC Lighting(Shanghai)
14,Lane 299, Bi Sheng Road, Shanghai 201204,China
Phone (86.21) 3393.3558 • Fax (86.21) 3362.1598

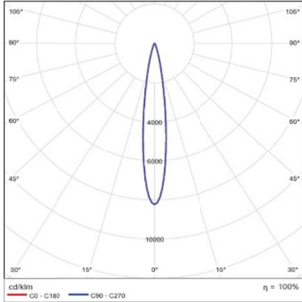
SLANA - MODEL: EW2MS
Surface Mounted Downlighting

WAC

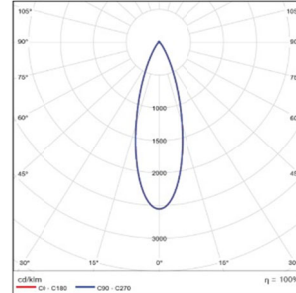
PROJECT:

TYPE:

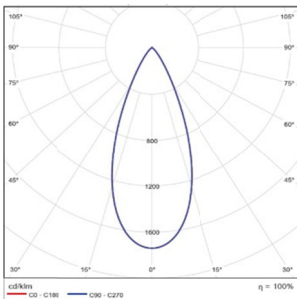
LIGHT DISTRIBUTION@3000K LUMINAIRE DATA



MODEL: EW2MS-32EL-130BK
BEAM ANGLE: 15.9°
POWER: 36.9W
LUMENS: 2741.2 lm
CBCP: /
EFFICACY: 74.3 lm/W



MODEL: EW2MS-32EL-230BK
BEAM ANGLE: 31.7°
POWER: 36.8W
LUMENS: 2705.6 lm
CBCP: /
EFFICACY: 73.6 lm/W



MODEL: EW2MS-32EL-430BK
BEAM ANGLE: 42.8°
POWER: 36.7W
LUMENS: 2783.3 lm
CBCP: /
EFFICACY: 75.9 lm/W