

# ACCENT C1 -MODEL: ELC103

Linear Luminaires

# WAC

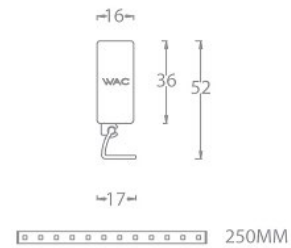
PROJECT:

TYPE:

## Product Image



## Line Drawing



## Product Description

The Accent series lighting fixtures use high light efficiency and long lifespan light sources, with an evenly spaced layout design to ensure uniform light output and no shadows. Accent linear lighting fixtures meet the requirements of LED outdoor lighting power consumption design, and their clean and lightweight appearance ensures easy assembly to the exterior wall. Accent lighting fixtures are equipped with flexible cables, allowing for free selection of side or bottom outlets to meet project requirements. The lighting fixtures support DMX512 dimming control with automatic addressing function; The protection level of IP66 for the entire lamp can be widely used in various building lighting, etc.

## Product Features

- Body Material: Aluminum alloy lamp body, PC end cover
- Optical System: Lens
- Finish: Static electricity powder coating
- Adjustable Angle: /
- Accessories: Aluminum alloy rotating bracket
- Certification: CQC
- IP Rating: IP66
- Insulation Level: Class III
- Operating Temperature: -20°C~50°C

## Product Specifications

- LED Type: SMD
- LED Power: 2W (Max) /250mm
- Source Lm: 2700K 336LM; 3000K 336 LM; 4000k 360 LM
- LED Lifetime: >50000h-L70 /B10-Ta25°C(LM-80/TM-21)
- CCT/CRI: 2700K, Ra80/ 3000K, Ra80/ 4000K, Ra80 / RGB /RGBW
- SDCM: 3 SDCM (Mono)
- Input: 24V/DC
- Dimming: ON-OFF / DMX512
- Net Weight: 0.3Kg without packing

## Order Model

Model	Length (mm)	Power (W)	LEDs (quantity)	Max Lumens (lm)	Control Systems	Beam	Phase Controller	CCT	Finish
<b>ELC103-03</b>	250	03(Max)	12	60	ET ON-OFF 24V/DC Power Supply	1 10° F Frosted	0 W/O Phase	27 2700K 30 3000K 40 4000K	<b>BK</b> Black

Example: ELC103-03ET-1027BK

# ACCENT C1 -MODEL: ELC103

Linear Luminaires



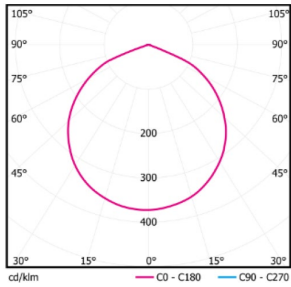
PROJECT:

TYPE:

Model	Length (mm)	Power (W)	LEDs (quantity)	Max Lumens (lm)	Control Systems	Beam	Phase Controller	CCT	Finish
<b>ELC103-03</b>	250	03(Max)	12	60	MT DMX512 Dimming 24V/DC Power Supply	1 10° F Frosted	1 1 Phase 4 4 Phase 8 8 Phase	27 2700K 30 3000K 40 4000K FC RGB FW RGBW	<b>BK</b> Black

Example: ELC103-03MT-1127BK

## LIGHT DISTRIBUTION@3000K LUMINAIRE DATA



<b>MODEL:</b>	ELC103-03MT-F130BK
<b>BEAM ANGLE:</b>	120°
<b>POWER:</b>	3W/250mm
<b>LUMENS:</b>	60lm
<b>CBCP:</b>	/
<b>EFFICACY:</b>	20lm/W

# ACCENT C1 -MODEL: ELC105

Linear Luminaires

# WAC

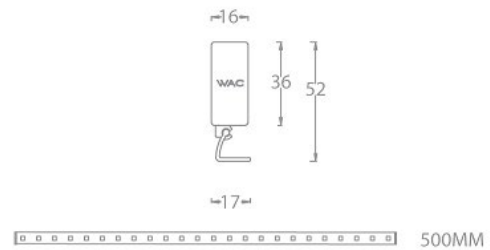
PROJECT:

TYPE:

## Product Image



## Line Drawing



## Product Description

The Accent series lighting fixtures use high light efficiency and long lifespan light sources, with an evenly spaced layout design to ensure uniform light output and no shadows. Accent linear lighting fixtures meet the requirements of LED outdoor lighting power consumption design, and their clean and lightweight appearance ensures easy assembly to the exterior wall. Accent lighting fixtures are equipped with flexible cables, allowing for free selection of side or bottom outlets to meet project requirements. The lighting fixtures support DMX512 dimming control with automatic addressing function; The protection level of IP66 for the entire lamp can be widely used in various building lighting, etc.

## Product Features

- Body Material: Aluminum alloy lamp body, PC end cover
- Optical System: Lens
- Finish: Static electricity powder coating
- Adjustable Angle: /
- Accessories: Aluminum alloy rotating bracket
- Certification: CQC
- IP Rating: IP66
- Insulation Level: Class III
- Operating Temperature: -20°C~50°C

## Product Specifications

- LED Type: SMD
- LED Power: 5W (Max) /500mm
- Source Lm: 2700K 672LM; 3000K 672LM; 4000k 720LM
- LED Lifetime: >50000h-L70 /B10-Ta25°C(LM-80/TM-21)
- CCT/CRI: 2700K, Ra80/ 3000K, Ra80 / 4000K, Ra80 / RGB /RGBW
- SDCM: 3 SDCM (Mono)
- Input: 24V/DC
- Dimming: ON-OFF / DMX512
- Net Weight: 0.4Kg without packing

## Order Model

Model	Length (mm)	Power (W)	LEDs (quantity)	Max Lumens (lm)	Control Systems	Beam	Phase Controller	CCT	Finish
<b>ELC105-06</b>	500	06(Max)	24	130	ET ON-OFF 24V/DC Power Supply	1 10° F Frosted	0 W/O Phase	27 2700K 30 3000K 40 4000K	<b>BK</b> Black

Example: ELC105-06ET-1027BK

# ACCENT C1 -MODEL: ELC105

Linear Luminaires

# WAC

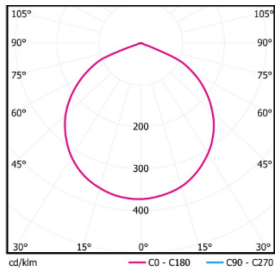
PROJECT:

TYPE:

Model	Length (mm)	Power (W)	LEDs (quantity)	Max Lumens (lm)	Control Systems	Beam	Phase Controller	CCT	Finish
<b>ELC105-06</b>	500	06(Max)	24	130	MT DMX512 Dimming 24V/DC Power Supply	1 10° F Frosted	1 1 Phase 4 4 Phase 8 8 Phase	27 2700K 30 3000K 40 4000K FC RGB FW RGBW	<b>BK</b> Black

Example: ELC105-06MT-1127BK

## LIGHT DISTRIBUTION@3000K LUMINAIRE DATA



**MODEL:** ELC105-06MT-F130BK  
**BEAM ANGLE:** 120°  
**POWER:** 6W (Max) /500mm  
**LUMENS:** 130lm  
**CBCP:** /  
**EFFICACY:** 21.7lm/W

# ACCENT C1 -MODEL: ELC110

Linear Luminaires

# WAC

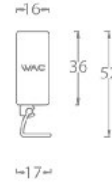
PROJECT:

TYPE:

## Product Image



## Line Drawing



1000MM

## Product Description

The Accent series lighting fixtures use high light efficiency and long lifespan light sources, with an evenly spaced layout design to ensure uniform light output and no shadows. Accent linear lighting fixtures meet the requirements of LED outdoor lighting power consumption design, and their clean and lightweight appearance ensures easy assembly to the exterior wall. Accent lighting fixtures are equipped with flexible cables, allowing for free selection of side or bottom outlets to meet project requirements. The lighting fixtures support DMX512 dimming control with automatic addressing function; The protection level of IP66 for the entire lamp can be widely used in various building lighting, etc.

## Product Features

- Body Material: Aluminum alloy lamp body, PC end cover
- Optical System: Lens
- Finish: Static electricity powder coating
- Adjustable Angle: /
- Support: Aluminum alloy rotating bracket
- Certification: CQC
- IP Rating: IP66
- Insulation Level: Class III
- Operating Temperature: -20°C~50°C

## Product Specifications

- LED Type: SMD
- LED Power: 10W (Max) /1000mm
- Source Lm: 2700K 1344LM; 3000K 1344LM; 4000k 1440LM
- LED Lifetime: >50000h-L70 /B10-Ta25°C(LM-80/TM-21)
- CCT/CRI: 2700K, Ra80/ 3000K, Ra80 / 4000K, Ra80 / RGB /RGBW
- SDCM: 3 SDCM (Mono)
- Input: 24V/DC
- Dimming: ON-OFF/ DMX512
- Net Weight: 0.7Kg without packing

## Order Model

Model	Length (mm)	Power (W)	LEDs (quantity)	Max Lumens (lm)	Control Systems	Beam	Phase Controller	CCT	Finish
<b>ELC110-12</b>	1000	12(Max)	48	260	ET ON-OFF 24V/DC Power Supply	1 10° F Frosted	0 W/O Phase	27 2700K 30 3000K 40 4000K	<b>BK</b> Black

Example: ELC110-12ET-1027BK

# ACCENT C1 -MODEL: ELC110

Linear Luminaires



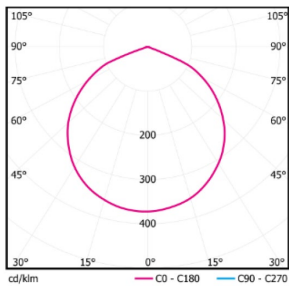
PROJECT:

TYPE:

Model	Length (mm)	Power (W)	LEDs (quantity)	Max Lumens (lm)	Control Systems	Beam	Phase Controller	CCT	Finish
<b>ELC110-12</b>	1000	12(Max)	48	260	MT DMX512 Dimming 24V/DC Power Supply	1 10° F Frosted	1 1 Phase 4 4 Phase 8 8 Phase	27 2700K 30 3000K 40 4000K FC RGB FW RGBW	<b>BK</b> Black

Example: ELC110-12MT-1127BK

## LIGHT DISTRIBUTION@3000K LUMINAIRE DATA



<b>MODEL:</b>	ELC110-12MT-F130BK
<b>BEAM ANGLE:</b>	120°
<b>POWER:</b>	12W (Max) /1000mm
<b>LUMENS:</b>	260lm
<b>CBCP:</b>	/
<b>EFFICACY:</b>	21.7lm/W